

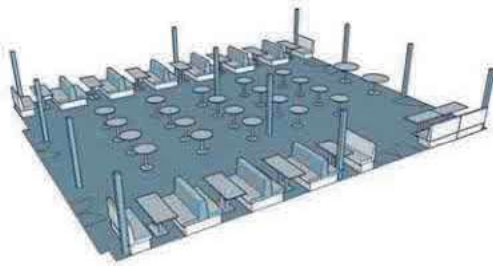


create
seating

Contract Furniture Manufacturing Specialists

DESIGN. MANUFACTURE. CREATE.

Space Planning



CAD blocks

Download CAD blocks from our website where available

DWG 2D	DWG 3D
3DS	MAX
REVIT	SKETCH UP

Visit our website www.createseating.co.uk

quality



Excellence comes as **standard...**

Create Seating has a simple ethos:

"All contract furniture supplied through **Create** Seating has been manufactured and designed to meet the demanding environments that it is meant to be used in. We do not manufacture or supply substandard / cheap furniture solely to attract an order."

Contract Furniture Manufacture for...

contents

DINING BENCHES

Urban	4
City	6
Arena	7
Parc	8
Worx	10
Hub	11
Forest	12

OUTDOOR SEATING

Parc OUTDOOR	14
City OUTDOOR	15
Enjoy Chair (Full feature pages refer pages 32 & 33)	15

FAST FOOD DINING UNITS

Polypropylene	16
Metal	18
Upholstered	20
Wood	23
Colour Palette & Accessories for Fast Food Units	25

DINING CHAIRS

Crea	26
Lexi	28
Andrea	30
Enjoy Chair	32

DINING TABLES

Mighty Tables FULLY WELDED	34
Dining, Poseur & Coffee Tables	36

SOFT SEATING

Sara	38
Juliette	40
Cube	42
Sixty Forty	43
Mia	44
Izzy	45
Jade	46
Ashbourne	47
Ava	48
Immy	50
Meg	52

CHAIRS: MULTI-PURPOSE

Public	54
Surrey	55

BEAM SEATING

Standard	56
----------	----

TABLES: MULTI-PURPOSE / EDUCATIONAL

Spiral, Crush Bent, Art/Craft	57
-------------------------------	----

UPHOLSTERY BANDS

Fabrics, Vinyl, Faux Leather Finishes	58
---------------------------------------	----

Terms & Conditions	59
--------------------	----

Product Key

GUARANTEE	STACK NO.	OUTDOOR USE	SELF ASSEMBLY	UNIT WIDTH	TABLE WIDTH	TABLE LENGTH	TABLE HEIGHT	TABLE DIAMETER	SEAT DEPTH	SEAT HEIGHT	BACK HEIGHT	WIDTH SINGLE SEAT	WIDTH TWO SEATS	WIDTH THREE SEATS	CAD BLOCKS

...Workplace . Leisure . Education . Public Spaces



URBAN Dining Benches

Supplied with Silver, Black or White frame as standard.
Other frame finishes are available.

CAD	✓	H	H	□	□	I
5 YR	350	450	750	1200	1500	1800
					2200	3200



Our Urban range is the perfect alternative to loose seating, allowing for maximum seating capacity.

- Ideal for dining, meeting or breakout areas
- Delivered fully assembled
- Fully welded 40 x 40mm frame
- Benches store under tables
- Hardwearing laminate and PVC edges
- 25mm thick table and bench tops
- UK Manufactured



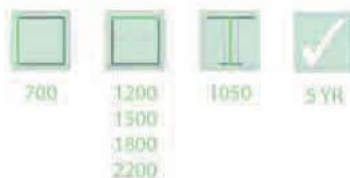
Upholstered seat option
(Refer to page 58 for colour selections)

URBAN Dining Benches




URBAN Poseur Tables

Supplied with Silver, Black or White frame as standard.
Other frame finishes are available.



URBAN Dining Stools

Supplied with Silver, Black or White frame as standard.
Other frame finishes are available.



Urban Dining Bench shown with
Premium Frame colour (left)



Upholstered Benches, Stools and Izzy
soft seating in corporate colours



Urban table shown with matching
laminate and PVC edge colour



CITY Dining Benches (indoor)



A sleek, contemporary design.

- Ideal for dining, meeting or breakout areas
- Delivered fully assembled and ready to use
- Impact resistant edges with easy to clean table tops
- inset top rails for a sleek design
- 40mm thick table and bench tops
- Fully welded 40 x 40mm under frame
- UK Manufactured

CAD						
	380	460	800	1200 1500 1800 2200	750	5 YR



CITY Poseur Table



CAD				
	700	1200 1500 1800 2200	1050	5 YR

For the CITY outdoor seating with weather resistant finish please see page 15



ARENA Dining Benches



Visually appealing dining / meeting seating.

- The angled frame design will enhance ANY 'arena', but particularly office and corporate environments
- Easy to maintain surfaces with knock-proof edging
- Delivered fully assembled and ready to use
- 40mm thick table and bench tops
- Fully welded 40 x 40mm under frame
- **UK Manufactured**

CAD



380



460



800



1200

1500

1800

2200



750



5 YR

ARENA Poseur Table



700



1200

1500

1800

2200



1050



3 YR





PARC Dining Bench (indoor)

You can now enjoy the 'PARC' indoors

- Perfect for Commercial and Educational spaces
- 25mm thick laminate table top with matching or contrasting PVC edge
- Fully welded 50mm x 50mm under frame
- Delivered fully assembled and ready to use
- UK Manufactured



3 YR	1600	350	430	750	1200 1500 1800 2200	730	

For the PARC outdoor seating with weather resistant finish please see page 14

COLOUR PALETTE Dining Benches

Our colour palette has been handpicked to complement every social space and corporate brand.

If you require a specific colour combination that is not shown, please contact our sales office to discuss the options available.

Laminate / Table Top Finishes



PVC Edge Finishes



Frame Fininshes (Epoxy Powder)





WORX Dining Benches



CAD

Rustic bench sets
inspired by our natural
environment

- Featuring a clear lacquered frame finish to reproduce the industrial look
- 40mm thick table and bench tops with matching edges
- Inset top rails create a sleek edge
- 40mm x 40mm fully welded underframe
- Delivered fully assembled and ready to use
- UK Manufactured



WORX Poseur Table

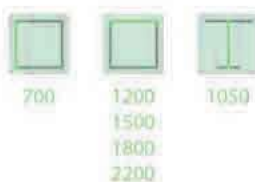


Table Top Finishes



White
Levanto
Marble



Light Grey
Chigago
Concrete



Antracite
Candela
Marble



Dark
Hunton Oak



Natural
Halifax Oak

**NEW
COLOURS
FOR 2025**

Note: Due to the nature of raw steel, please note finishes can differ in shade to what is represented above.



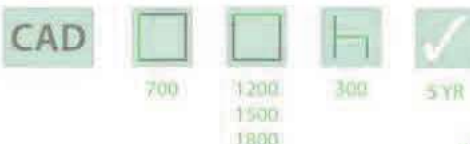
HUB Dining Benches

Designed for educational environments.

- Ideal for classroom and dining areas
- Delivered fully assembled and ready to use
- Seat heights to suit all age groups from primary to adult
- Child friendly surfaces and edges
- 40mm dia fully welded frame
- **UK Manufactured**



Benches store neatly under table



Laminate / Table Top Finishes



Frames and PVC edges are Light Grey as standard

Seating Height Chart

	SizeMark 1	SizeMark 2	SizeMark 3	SizeMark 4	SizeMark 5	SizeMark 6
TABLE	460mm	530mm	590mm	640mm	710mm	760mm
SEAT	260mm	310mm	350mm	380mm	430mm	460mm
	3-4 years	4-6 years	7-8 years	9-10 years	11-13 years	14 years - Adult



FOREST Dining Benches

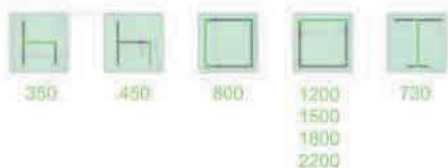
CAD



5 YR

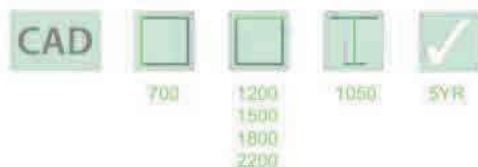
Maximise your seating capacity with our contemporary bench seating.

- Easy to clean and maintain
- Available in one colour, or two-tone, from a range of vibrant laminate finishes
- 40mm thick panels
- UK Manufactured




Benches store neatly under table

FOREST Poseur Table



FOREST Upholstered



See page 54 for a selection of upholstery finishes, or alternatively contact our sales office for more details.

Laminate / Table top finishes



PVC Edge finishes





Weather
resistant
finish

PARC Dining Bench (outdoors)

CAD



Our fixed outdoor breakout seating allows you to enjoy the PARC, whatever the weather!



- Weather resistant table top
- 12mm thick Compact grade laminate with black core edge as standard
- Sturdy 50mm x 50mm under frame
- Delivered fully assembled and ready to use
- UK Manufactured



1 YR



1600



350



430



750



1200
1500
1800
2200



730

Table & Bench Colour



White
B070



Marble
Effect
M134



Grey
B075



Wood
Effect
C183



Wood
Effect
C149



Wood
Effect
B100

Frame Colours



Black



White



Silver



Weather
resistant
finish

CAD



CITY Dining Table (outdoors)



Table and bench set



1 YR

- Weather resistant table top
- 12mm thick Compact grade laminate with black core edge as standard
- Sturdy 40mm x 40mm under frame
- Delivered fully assembled
- UK Manufactured



380



430



800



1200

1500

1800

2200



730

Table & Bench Colour



White
B070



Marble
Effect
M134



Grey
B075



Wood
Effect
C183



Wood
Effect
C149



Wood
Effect
B100

Frame Colours



Black



White



Silver

ENJOY Chair



- Sculptured glass reinforced injected polypropylene chair can be used indoors & out!
- Available from stock in six popular colourways

Seat Colours



Anthracite



Red



White



Taupe



Blue



Orange



CLS1050



490

535

455

795

3 YR

7

Refer pages 32 & 33 for full chair feature



FAST FOOD Dining Units - Polypropylene

- Our vibrant colourways will complement any corporate design
- No loose furniture to help maintain tidy dining areas
- Durable 50mm square tubular, fully welded frames
- UK Manufactured

CAD

Seat Colours

BLACK

BLUE

RED

GREEN

Laminate Top Colours

BEECH

LIGHT GREY

CREAM

Frame Colours

BLACK

Square tubular frame



CU20

Available in 10-15 working days



3 YR

Configurations & dimensions

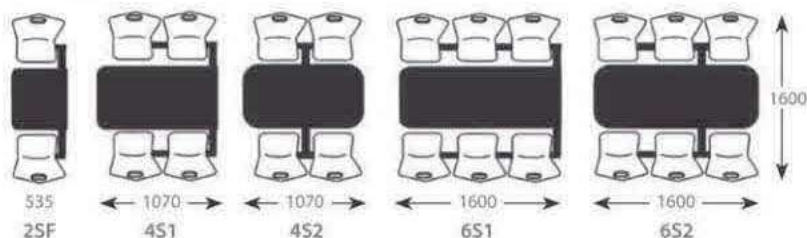


Table top edge



25mm thick with matching PVC edge and radiused corners

FAST FOOD Dining Units - Polypropylene



Seat Colours



CU80

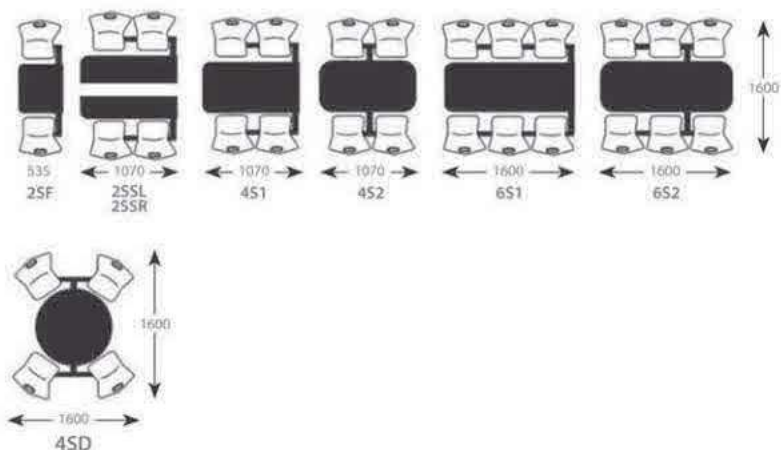
Seat Colours



Matching furniture available:

Breakout chairs - see page 26
Bar stool & ICT & Draughtman's chair - see page 27
Beam Seating - see page 51 & 52

Configurations & dimensions





FAST FOOD Dining Units - Metal

- All metal seating - hardwearing and strong
- Ideal for heavy traffic areas
- Durable 50mm tubular steel, fully welded frames
- UK Manufactured

CAD



5 YR

Table top edge

25mm MDF with a matching or contrasting PVC edge



CU17

Seat Panel Colour



Frame Colour



FAST FOOD Dining Units - Metal



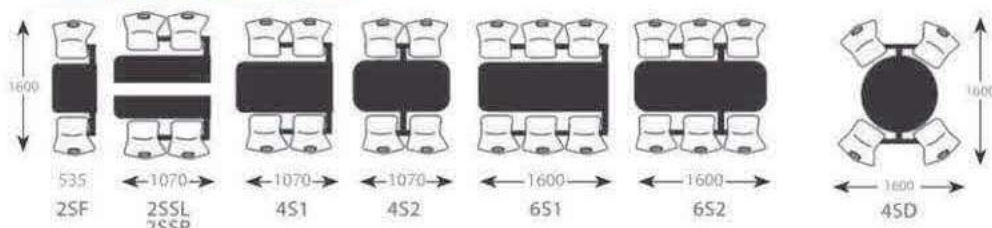
Seat Colour



Frame Colour



Configurations & dimensions



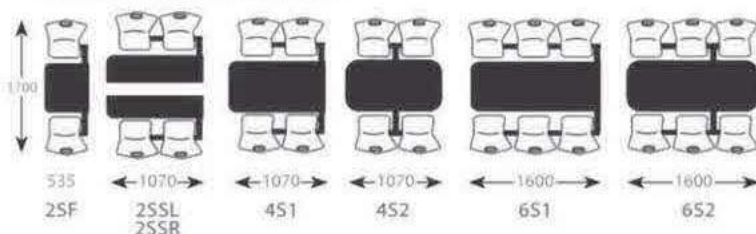
Bench Colour



Frame Colour



Configurations & dimensions





FAST FOOD Dining Units - Upholstered

- Our bench dining unit range maximises your seating capacity
- Co-ordinate your upholstery colours to complement your dining area with easy clean vinyls
- Durable 50mm fully welded tubular frames
- Due to the dimensions of the CU38 and CU39 these products will be supplied KD (unassembled)
- **UK Manufactured**



CU39

Two-tone upholstery
with panel stitching

See page
25
for table top
upholstery &
frame
finishes

CAD

LTT

✓

5 YR

1700

5 YR

FAST FOOD Dining Units - Upholstered



CU38



1700



5 YR



See page
25
for table top
upholstery &
frame
finishes

CU42



1500



5 YR

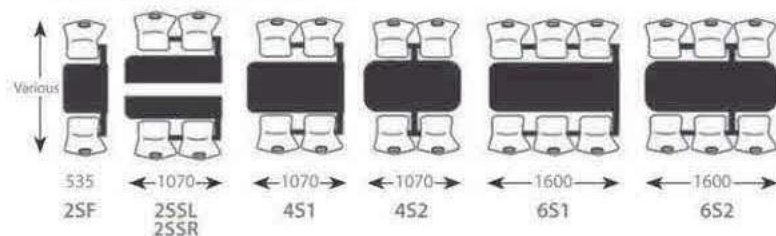


CU42 in situ

Table top edge

25mm MDF with a matching
or contrasting PVC edge

Configurations & dimensions



FAST FOOD Dining Units - Upholstered

fast food



CU11



1600



5 YR

CU16



1600



5 YR



CU66

Single colour version



1600



5 YR

See page
25
for table top
upholstery &
frame
finishes

CU66

Two tone version



1600



5 YR





FAST FOOD Dining Units - Wood

CAD

- Contemporary Dining Solution
- Laminated woodne seats
- Durable 50mm dia fully welded frame
- UK Manufactured



CU70

Seat colour: laminate

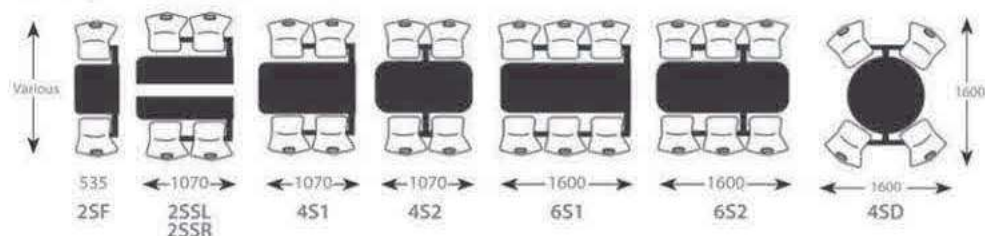


Table top edge

CU70 Seat Colours



Configurations & dimensions



FAST FOOD Dining Units - Wood



CU67
Seat: Beech only



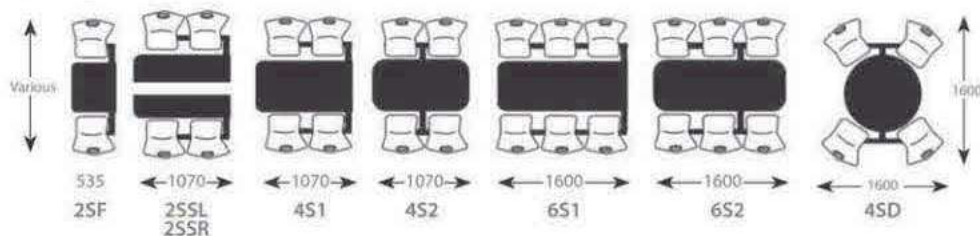
CU37
Laminate bench seat



CU47
Laminate seat and back



Configurations & dimensions



FAST FOOD Dining Units - Accessories

If required, all of our fast food dining units are available with the option of two type of floor fixing kits (fixing bolts are not included).



FF1

Comprises of two parts, designed to fit inside the unit's leg on opposite corners.

Can be moved when required, however, the kit prevents movement when in use.

Locate your furniture without revealing exposed bolts.



FF2

This is a visible pre-welded bracket that is fitted to opposite legs of the unit.

This kit will provide a more permanent solution to your floor fixing requirements.

Our 2 seater side by side are supplied with FF2 brackets as standard for stability.

Laminate/ Table top Finishes

OAK	BEECH	CREAM	GREY	YELLOW
WHITE	BLACK	GREEN	BLUE	RED

PVC Edge Finishes

OAK	BEECH	CREAM	GREY	YELLOW
WHITE	BLACK	GREEN	BLUE	RED

Upholstery Finishes Just Colour Vinyl

CANDY	PILLAR BOX	OCEAN	LIKONI	CITRUS GREEN	MARIGOLD
GRAPE	GINGER SNAP	MAGNUM	DUNE	GREYFRIAR	COBALT

Frame Finishes (EPC)

BLUE	RED	GREEN	BLACK
WHITE	SILVER	HAMMER SILVER	DARK GREY

Due to the limitations in the printing process, the above colour palettes are to be used as a guide of the colours that are available. We cannot be held responsible for incorrect colour matching where a swatch has not been requested prior to placing your order. Thank you.



CREA Breakout Chair

CAD



The Crea chair is designed and manufactured in the UK

- A breakout chair with a stunning profile
- Tested to BS EN 1729-2: 2012 + A1 : 2015
- Perfect breakout chair for commercial & educational environments
- 19mm tubular steel, fully welded frame finished in any of our co-ordinating EPC finishes
- UK Manufactured



The CREA's seven vibrant seat colours are available with co-ordinating frames, if required:



CREA Breakout Seating



CLS2040

- High stool for breakout areas in commercial and educational spaces
Seven vibrant polypropylene colours

- UK Manufactured

A	H	H	H	H	✓	H
490	510	750	1130	5	4	

CREA ICT and Draughtman's Chairs



CLS1042

A	H	H	H	✓	H
600	800	420 - 770	540 - 800	5	

CLS1044

A	H	H	H	✓	H
600	800	500 - 820	800 - 1180	5	

Seat Colours

GREEN 6018	RED 3020	BLACK 9005	BLUE 5015	PURPLE 4008	GREY 7040	YELLOW 1018
---------------	-------------	---------------	--------------	----------------	--------------	----------------

Epoxy Powder Frame Finishes (EPC)

Standard

WHITE	SILVER	BLACK 9005
-------	--------	---------------

Premium

GREEN 6018	RED 3020	BLUE 5015	PURPLE 4008	GREY 7040	YELLOW 1018
---------------	-------------	--------------	----------------	--------------	----------------



LEXI Chairs

Available with laminated or upholstered seats, PLUS Beech or Oak frame now available.



CLS1032

Laminated plyform seat
shown with solid Beech wood frame.
Also available with Oak frame.



CLS1031

Upholstered plyform seat
shown with solid Beech wood frame




CLS1031

Upholstered plyform seat
shown with solid OAK wood frame

Laminate Seat Finishes



Frame Finish



LEXI Dining Stools



CLS2032

Laminated plyform seat
with solid
shown Beech wood frame



CLS2031

Upholstered plyform seat
shown with solid Beech wood frame




Variety
of upholstery
finishes
available



Laminate Seat Finishes



Frame Finish



CLS2031

Upholstered plyform seat
shown with solid OAK wood frame

LEXI Dining Tables



CLT1480

Dining Table



CCT280

Coffee Table





Table Top Finishes



Frame Finish



CLT1481

Poseur Table





ANDREA Dining Chairs



CLS1021

Laminated chair
with seat pad
and chrome frame



CLS1020

Laminated chair
with chrome frame



CLS1024

Fully Upholstered chair
with chrome frame

CU70 Seat Colours



ANDREA Stools with Low back



CLS2024

Laminated stool
with seat pad
and chrome frame



CLS2021

Laminated stool
with chrome frame



CLS2026

Fully Upholstered stool
with chrome frame



ANDREA Stools with High back



CLS2023

Laminated stool
with seat pad
and chrome frame



CLS2020

Laminated stool
with chrome frame



CLS2025

Fully upholstered stool
with chrome frame



Chair
IN STOCK
for quick
delivery

ENJOY Breakout Chair

- Sculptured glass reinforced injected
- Available from stock in six popular colourways

Perfect for breakout areas
INDOOR or OUTDOOR



ENJOY Breakout Seating



White



Orange



Blue



Red



Taupe





See page
35
for full colour
palette

MIGHTY DINING TABLES - Fully Welded

A collection of **FULLY WELDED** dining tables for commercial and Educational spaces

- Wide range of table top and frame finishes
- UK Manufactured



CLT1310

Mighty Dining Table
Square Pedestal



600	600	730	5 YR
750	750		
800	800		



CLT1311

Mighty Dining Table
Round Pedestal



730	600	5 YR
	750	
	800	



CLT1320

Mighty Poseur Table
Square Pedestal



600	600	1020	5 YR
700	700		



CLT1321

Mighty Poseur Table
Round Pedestal



1020	600	5 YR
	700	



CCT230

Mighty Coffee Table
Square Pedestal



600	600	425	5 YR
700	700		



CCT231

Mighty Coffee Table
Round Pedestal



425	600	5 YR
	700	

All frames are shown in Silver EPC (other frame finishes are available)

MIGHTY DINING TABLES - Fully Welded



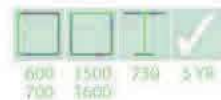
CLT1312
Mighty Dining Table
Rectangular Pedestal



CLT1150
Mighty Dining Table
4 Legged



CLT1313
Mighty Dining Table
Twin Rectangular Pedestal



Laminate / Table Top Finishes



If you require Aletline Laminates to complement our dining benches on pages 4-12 please contact our sales office for a quotation.



PVC Edge Finishes



Frame Finishes (EPC)



DINING TABLES - Coffee, Dining, Poseur



CLT1390

<input type="checkbox"/>	<input type="checkbox"/>	<input checked="" type="checkbox"/>	<input checked="" type="checkbox"/>	<input checked="" type="checkbox"/>
600 700	600 700	725	600 700 800	3 YR



CLT1395

<input type="checkbox"/>	<input type="checkbox"/>	<input checked="" type="checkbox"/>	<input checked="" type="checkbox"/>	<input checked="" type="checkbox"/>
600 700	1200	725	3 YR	



CLT1400

<input type="checkbox"/>	<input type="checkbox"/>	<input checked="" type="checkbox"/>	<input checked="" type="checkbox"/>	<input checked="" type="checkbox"/>
600 700	600 700	1125	600 700	3 YR



CCT210

(Chrome)

<input type="checkbox"/>	<input type="checkbox"/>	<input checked="" type="checkbox"/>	<input checked="" type="checkbox"/>	<input checked="" type="checkbox"/>
600 700	600 700	455	600 700	3 YR



CLT1290

(Chrome)

<input type="checkbox"/>	<input type="checkbox"/>	<input checked="" type="checkbox"/>	<input checked="" type="checkbox"/>	<input checked="" type="checkbox"/>
600 700 800 900	600 700 800 900	755	600 700 800 900 1200	3 YR



CLT1295

(Chrome)

<input type="checkbox"/>	<input type="checkbox"/>	<input checked="" type="checkbox"/>	<input checked="" type="checkbox"/>	<input checked="" type="checkbox"/>
600 700 800	600 700 800	1125	600 700 800	3 YR



CLT1270

Black or Chrome (MAX 900mm dia)

<input type="checkbox"/>	<input type="checkbox"/>	<input checked="" type="checkbox"/>	<input checked="" type="checkbox"/>	<input checked="" type="checkbox"/>
745	600 700 800 900 1200	3 YR		



CLT1280

Black or Chrome

<input type="checkbox"/>	<input type="checkbox"/>	<input checked="" type="checkbox"/>	<input checked="" type="checkbox"/>	<input checked="" type="checkbox"/>
1105	600 700	3 YR		

See page
35
for table
top colours



CCT281

Black or Chrome

<input type="checkbox"/>	<input type="checkbox"/>	<input checked="" type="checkbox"/>	<input checked="" type="checkbox"/>	<input checked="" type="checkbox"/>
455	600 700	3 YR		

DINING TABLES - Coffee, Dining, Poseur



CCT240

Black or Chrome (MAX 700mm sq)

<input type="checkbox"/>	<input type="checkbox"/>	<input type="checkbox"/>	<input checked="" type="checkbox"/>
600	600	505	3 YR
700	700		
800	800		



CLT1330

Black or Chrome (MAX 700mm sq)

<input type="checkbox"/>	<input type="checkbox"/>	<input type="checkbox"/>	<input checked="" type="checkbox"/>
600	600	780	3 YR
700	700		
800	800		



CLT1340

Black or Chrome (MAX 600mm sq)

<input type="checkbox"/>	<input type="checkbox"/>	<input type="checkbox"/>	<input checked="" type="checkbox"/>
600	600	1075	3 YR
700	700		
800	800		



CCT291

Black or Stainless Steel

<input type="checkbox"/>	<input checked="" type="checkbox"/>	<input checked="" type="checkbox"/>
455	600	3 YR
	700	
	800	



CLT1490

Black or Stainless Steel

<input type="checkbox"/>	<input checked="" type="checkbox"/>	<input checked="" type="checkbox"/>
745	600	3 YR
	700	
	800	
	900	
	1200	



CLT1492

Black or Stainless Steel (MAX 700mm dia)

<input type="checkbox"/>	<input checked="" type="checkbox"/>	<input checked="" type="checkbox"/>
745	600	3 YR
	700	
	800	
	900	



CCT290

Black, or Stainless Steel

<input type="checkbox"/>	<input type="checkbox"/>	<input type="checkbox"/>	<input checked="" type="checkbox"/>
600	600	455	3 YR
700	700		
800	800		



CLT1350

Black or Stainless Steel

<input type="checkbox"/>	<input type="checkbox"/>	<input type="checkbox"/>	<input checked="" type="checkbox"/>
600	600	745	3 YR
700	700		
800	800		
900	900		



CLT1360

Black or Stainless Steel

<input type="checkbox"/>	<input type="checkbox"/>	<input type="checkbox"/>	<input checked="" type="checkbox"/>
600	600	1105	3 YR
700	700		



SOFT SEATING - Chairs & Sofas

SARA

The Sara modular seating collection provides an infinite combination of generous seating blocks to create linear social spaces. Designed to mix and match.



- Perfect for waiting, meeting and breakout areas.
- Single or dual colour upholstery available
- It's 30mm square tubular 4 legged frame is finished in White, Black or Silver EPC.

UK Manufactured


CSS908



CAD

COFFEE TABLES

Table Top Colours



CCT292
600X600mm



CCT293
800X800mm



CCT294
1200X600mm



SOFT SEATING - Chairs, Sofas & Placers



Single Seat with Left or Right Hand Return



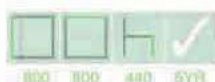
2 Seater with Left or Right Hand Return



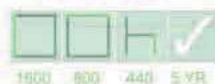
Sara without backs



CSS900



CSS901





SOFT SEATING - Chairs & Sofas

JULIETTE

The Juliette modular seating collection provides an infinite combinations of deep, generous seating blocks to create linear social spaces. Features a one-piece 'shadow' support rail in BLACK tubular steel. Designed to mix and match.

Perfect for waiting, meeting and breakout areas.
- Single or dual colour upholstery available
UK Manufactured



CSS898



COFFEE TABLES

Table Top Colours



Beech



White



Light Grey



CCT292
600X600mm



CCT293
800X800mm



CCT294
1200X600mm



SOFT SEATING - Chairs, Sofas & Placers




CSS892


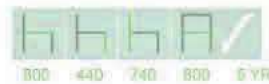


CSS893

Single Seat with Left or Right Hand Return



CSS895



CSS894

2 Seater with Left or Right Hand Return



CSS897




CSS896

Juliette without backs



CSS890



CSS891





SOFT SEATING - Chairs & Sofas



CUBE

- A classic and timeless design for meeting and breakout areas
- Fixed upholstery is perfect for student lounges and accommodation
- Table top colours: Beech, White or Grey laminate
- Durable fully welded tubular steel feet finished in Silver as standard
- UK Manufactured



CSS812



CSS810

h	h	h	A	A	✓
730	420	715	830	1.800	5YR



CCT190

□	□	I	⊗	✓
600	600	455	600	3 YR
700	700		700	
1000	600			

Table Top Colours

BEECH	WHITE	GREY
-------	-------	------

SOFT SEATING - Chairs, Sofas & Placers

SIXTY FORTY

- Soft Seating with distinction
- At home in any breakout space, commercial environment, or student accommodation
- Table top colours: Oak, White, Grey laminate
- Fully welded tubular steel frame finished Black, Silver or White as standard - other colours on request
- UK Manufactured



PLACERS

- Versatile placer seating for all leisure spaces
- Bespoke sizes available, if required
- UK Manufactured





SOFT SEATING - Mia Range

- Versatile, sturdy and compact
- Perfect as a stand alone seat or combine in a modular setting
- Available in single or two tone upholstery
- UK Manufactured



CSS825 Two Tone



CSS825 Single Colour





SOFT SEATING - Izzy

- Contemporary compact modular seating
- Ideal for breakout areas, receptions, or student lounge
- UK Manufactured



CSS830



710 430 780 600 5 YR



CSS832



710 430 780 1200 5 YR



CSS834



1200 600 430 5 YR



CSS833



600 600 430 5 YR



SOFT SEATING - Jade



CSS821



590 600 400 760 5YR



CSS822



590 600 400 760 5YR



CSS823



590 600 400 760 5YR



CSS824



590 600 400 760 5YR



CCT250



450 900 600 450 5YR
600 600


Flexible Seating Solutions

The Jade upholstered modular seating range is crafted from standalone items, which will allow you to create flexible arrangements that blend into a variety of environments.

- UK Manufactured



Table top is Beech



See page
58
for upholstery
finishes

UPHOLSTERED - Ashbourne Range



AS25



590 600 400 760 5YR



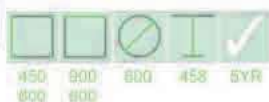
AS20



510 600 400 760 5YR



AS40



450 600 600 458 5YR



AS30



510 600 400 760 5YR

- 18mm thick table top
- Supplied with cream or Beech laminate
- Polished MDF edge
- Black frame as standard

Affordable, yet durable reception / lounge seating

- Ideal for waiting areas, receptions, offices or student lounges
- 25mm thick, fully welded square tubular frames
- Upholstery is panel stitched for longevity and aesthetics
- UK Manufactured



See page
58
for upholstery
finishes

SOFT SEATING - Ava Range

This Stylish, sturdy booth seating will enhance any dining space

- Designed to be freestanding or can be floor fixed
- Place against a wall or create seating areas in open spaces
- Many seating configurations available
- Choose from a wide variety of upholstered finishes to suit your environment
- Bespoke sizes also available
- UK Manufactured



Single Booth



CSS840

Available 1200mm or 1600mm wide



SOFT SEATING - Ava Range



CSS843
Left Hand

Single booth with
Left or Right Hand return

Available 1200mm or 1600mm wide



CSS844
Right Hand

Double Booth



CSS841

Available 1200mm or 1600mm wide



Double Booth with dual return



CSS847

Double booth with
Left or Right Hand return


Available 1200mm or 1600mm wide



CSS845
Left Hand



CSS846
Right Hand



Suggested layout / configuration

Available as freestanding dining booths or wall fixed breakout seating

NOW AVAILABLE - 2D and 3D room layout service

Contact our sales office for more details




SOFT SEATING - Immy Range (low back)

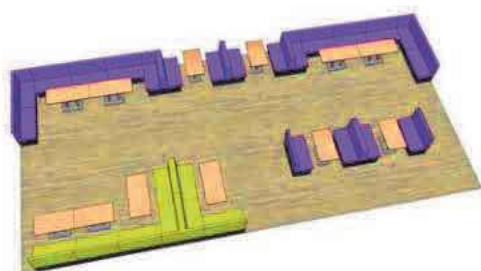


A complete booth dining solution with low or high back, upholstered in single colour or two tone in a wide range of colours. **UK Manufactured**

CSS850



060 450 985 1200 1600 5YR



Suggested layout / configuration

Available as freestanding dining booths or wall fixed breakout seating



NOW AVAILABLE - 2D and 3D room layout service

Contact our sales office for more details

SOFT SEATING - Low Back



CSS851



High Back



CSS852



CSS853



Placers



CSS855

1200mm



CSS854

600mm



CSS856

1800mm



MEETING BOOTHS - MEG (meet eat or greet)

Meg is the idea collaborative seating

- The complete solution of soft seating for meeting eating or greeting!
- Available in low, medium and high back
- Wide range of upholstery finishes to complement any corporate brand - single or two tone
- An excellent addition to commercial and breakout spaces
- UK Manufactured



Shown above: Complete meeting space with White laminate table and USB charging facility, if required



Available as a 2, 4 or 6 Seater Booth.

Two Seater

CSS874T



Four Seater

CSS875T



Six Seater

CSS876T



MEETING SOFAS - MEG

Single Seater



CSS871L



CSS871M



CSS871H



Two Seater



CSS872L



CSS872M



CSS872H



Three Seater



CSS873L



CSS873M



CSS873H



Optional USB and Powder Module Accessories

Code: PM1



Code: PM2



POLYPROPYLENE - Public Range



PUB3



PUB2



PUB1



Versatile seating for all spaces

- A great performing, high stacking chair
- When stacked on our trolley, the PUB1 Stacks up to 25 high, the PUB2 & PUB3 stack up to 20 high!
- Ideal for education, corporate or community spaces
- Integral linking device is included, if required
- Silver tubular frame



PUB-AC1



PUB1-WRT



PUB-TRL

UPHOLSTERED - Surrey Range

See page
58
for upholstery
finishes

Timeless design

- Ideal for receptions, staff rooms, offices and meeting rooms
- Waterfall seat for added comfort
- Natural Beech frame finish



SY32

A	h	h	h	✓	h
540	630	470	840	5 YR	5



SY33

A	h	h	h	✓	h
540	630	470	840	5 YR	5



SY34

A	h	h	h	✓	h
580	620	490	880	1 YR	5



SY35

A	h	h	h	✓	h
580	620	490	880	1 YR	5



CCT311

(Beech)

□	□	□	✓
900	485	430	3 YR



CCT310

(Beech)

□	□	□	✓
485	485	430	3 YR

Coffee Tables are Beech faced laminated wood, PU lacquered.

BEAM SEATING



BM10

Polypropylene Seat colours



- Beam seating for every budget
- Perfect for waiting areas, receptions, shopping centres and collection points
- Fully welded tubular steel frames
- Floor fixing is available as an optional extra
- **UK Manufactured**



BM80

Polypropylene Seat colours



BM11

Upholstered Seating

BM17
Perforated metal seat colours



SEATING CONFIGURATIONS AND DIMENSIONS



3 YR

2 Seater REF SS



L 955 x D 530mm

3 Seater REF SSS



L 1410 x D 530mm

4 Seater REF SSSS



L 1905 x D 530mm

FRAME COLOURS



CLASSROOM TABLES - Fully welded

SLIDE ON / CRUSH BEND



<input type="checkbox"/>	<input type="checkbox"/>	<input type="checkbox"/>	<input checked="" type="checkbox"/>
600	800	530	5 YR
1100	550	590	
1200	550	640	
		710	
		760	

- 18mm thick table tops
- 25mm square tubular frames
- UK Manufactured

SPIRAL



<input type="checkbox"/>	<input type="checkbox"/>	<input type="checkbox"/>	<input checked="" type="checkbox"/>
600	800	530	5 YR
1100	550	590	
1200	550	640	
		710	
		760	

ART / CRAFT 'H' Frame



<input type="checkbox"/>	<input type="checkbox"/>	<input type="checkbox"/>	<input checked="" type="checkbox"/>
750	1200	710	5 YR
900	1500	760	
	1800	800	
		850	
		900	

- 18mm thick table tops
- 30mm square tubular 'H' frame
- UK Manufactured

PREMIER Round Tube



<input type="checkbox"/>	<input type="checkbox"/>	<input type="checkbox"/>	<input checked="" type="checkbox"/>
600	800	530	5 YR
750	750	590	
	1200	640	
	1500	710	
	1800	760	

- 18mm thick table tops
- 40mm round tubular frame
- UK Manufactured

TABLE EDGE

18mm PVC Edge



Table top laminate colours

OAK	BEECH	CREAM	GREY	YELLOW
WHITE	BLACK	GREEN	BLUE	RED

Frame colours

BLACK	LIGHT GREY
-------	------------

FABRICS	VINYLS / FAUX LEATHERS
Band A	
Camira Advantage, Era, Phoenix, Rivet In Loom Bondai	CTP Mardi Gras Chieftain Trimcell Classic & Legend
Band B	
Agua Libra Camira Mainline Plus, Replay, Quest, X2, Xtreme	Agua Paint Pot Camira Vita Chieftain Just Colour, Just Patterns CTP Valencia, Silvertex
Band C	
Sunbury Coniston, Lingdale, Apex Aquaclean Chieftain Carousel (Aquaclean)	CTP Avantgarde, Dolce C5 Agua Aries, Luna
Band D	
Agua Cashmir, Nova, Sark Camira Halcyon Cedar, Penta, Synergy Sunbury Darwin Aquaclean, Mardale, Nappa Aquaclean	Chieftain Lionella, Multi-Stretch Sunbury Sunhide, Chaps
Band E	
Camira 24/7+, 24/7, Aquarius, Blazer, Halcyon Aspen, Halcyon Blossom, Twist	Agua Alberta Hyde, Oregon
Band F	
Sunbury Zenn, Lux FR Velvet	Aqua Mystique

Please note: Upholstery finishes that are striped or patterned may attract additional charges.

TERMS & CONDITIONS

VAT

All prices are subject to VAT at the prevailing rate.

ORDERS

All orders must be confirmed in writing and clearly state the product, finish and quantities required. Delivery dates may be delayed if we are waiting for information to be confirmed on your order.

ACKNOWLEDGEMENTS

We will issue an order acknowledgement for all purchase orders received. Although we endeavour to interpret your instructions correctly, it is your responsibility to check the contents of the acknowledgement thoroughly as Create Seating Ltd will not be responsible for any errors that may occur.

DELIVERY

We offer a tailgate delivery service* during normal office hours and within our standard delivery lead times to mainland UK, unless otherwise agreed by Create Seating Ltd in writing. Special requirements must be discussed at the time of ordering. Outlying areas with the following postcode prefixes MAY incur additional delivery charges - please contact our sales office to check if your post code is affected (thank you):

AB,DD,DG,EH,EX,FK,G,IP,IV,KA,KW,KY,LL,ML,NR,PA,PH,PL,SA,SY,TA,TD,TR,TQ

*Tailgate deliveries: It is the customer's responsibility to offload their furniture from the vehicle on arrival. We can arrange for an installation at an additional cost - please contact our sales office for details.

Important: Our furniture is delivered fully assembled with a few exceptions for larger items. Please ensure you have adequate access into your building to accommodate your new furniture, as returns will not be accepted because it may be 'too large'

ADDITIONAL TERMS ADDED 21/08/24:

Purchase orders to London MUST confirm whether the delivery address is on a 'Red Route'. Our couriers MUST be able to park close to the address for the customer to unload the vehicle on arrival. The Courier is not responsible for unloading, unless agreed in writing by Create Seating Ltd. If adequate parking at the delivery address is not available at the time of arrival due to Red Routes, or other parking restrictions that apply, this will incur a redelivery / aborted charge. Please be aware, any fines incurred will be passed to the purchaser automatically. Thank you for your attention.

BOOKING IN DELIVERIES

If our driver arrives at an address and no one is available to offload the vehicle, or the premises are not open, your delivery will be aborted and the costs passed to the purchaser. To avoid this, if you would like us to book in your delivery date this must be requested prior to dispatch.

DELIVERY DATE

Whilst we endeavour to meet our customers' delivery dates we cannot be held responsible for delays caused by factors outside our control, or for loss of trade or subsequent loss because of a delivery delay.

COLOURS

We cannot be held responsible for rejected items where customers have not requested colours swatches prior to ordering, or where customers have not made clear their colour requirements.

SHORTAGES & DAMAGES

Notifications of shortages and any visible damage must be advised on your delivery note at the time of delivery. You should also contact us immediately. Delivery note signed 'unchecked' will not be accepted.

Other discrepancies must be made in writing 2 working days of delivery to the designated address on your order. Notifications for damages or shortages will not be accepted where goods are transhipped from their original delivery address.

COLLECTION FROM OUR PREMISES

When collecting your order from our premises, it is the customer's responsibility to ensure that an appropriate vehicle is used and the responsibility for loading the goods correctly is with the carrier, not Create Seating Ltd's staff.

PAYMENT TERMS

We welcome new accounts, however:

- 1) First orders are processed on a pro forma basis only.
- 2) Applications for credit accounts will be opened at our discretion. Existing account holders' terms are strictly 30 days from date of invoice.
- 3) For bespoke products we reserve the right to request pro forma payment of the total order value prior to manufacture, regardless of order / credit status.

SPECIFICATIONS

We reserve the flexibility to alter our designs and specifications without prior notice. If orders are to match products previously supplied by Create Seating Ltd this must be advised at the time of ordering. All dimensions are approximate and in millimetres.

OWNERSHIP OF GOODS

The ownership of goods shall remain with Create Seating Ltd until such time that the payment has been received and cleared in full.

STOCK PRODUCTS

We endeavour to hold stock products, however, these are subject to availability. You are welcome to check current stock levels with our sales office to ensure we are able to meet your requirements before placing an order.

CANCELLATIONS

Order cancellations and returns will not be accepted without OUR written consent. Goods that may be accepted for return or cancellation will automatically attract a minimum 25% re-stocking charge, plus the appropriate carriage charges, where applicable.

IMAGES

Create Seating Ltd retains all rights on every image depicted in their literature, website and product libraries. Our customers are free to use these images for the sole purpose of advertising Create Seating Ltd's product range only. Unauthorised use or manipulation of image could result in prosecution.

WARRANTY

Every product we offer carries a warranty of between 1-5 years. The warranty excludes fair wear and tear, and neglect or misuse of our furniture. In the rare event you should be unsatisfied with the performance of the furniture purchased from us please report your concerns to our sales office in writing. Failure to report any issue when it first becomes apparent, or attempting to remedy the furniture without written authorisation from Create Seating Ltd will render any warranty null and void.

Please note: we reserve the right to inspect the product, or request the return of the item(s) for examination prior to making any decision regarding a possible exchange, or repair.

IT IS YOUR RESPONSIBILITY TO ENSURE YOUR CUSTOMER IS AWARE OF ANY TERMS AND CONDITIONS THAT MAY APPLY TO THEM.



t: 01384 210569

e: sales@createseating.co.uk

w: www.createseating.co.uk

For our SITU collection

www.fastfoodfurniture.co.uk