



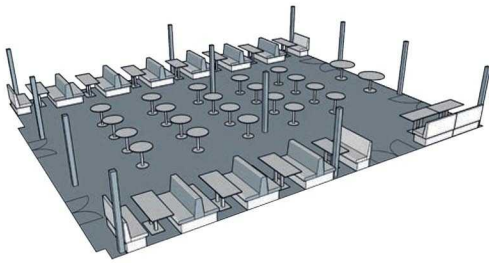
**create**  
seating

Contract Furniture Manufacturing Specialists



# DESIGN. MANUFACTURE. CREATE.

## Space Planning



## CAD blocks

Download CAD blocks from our website where available

DWG 2D	DWG 3D
3DS	MAX
REVIT	SKETCH UP

Visit our website [www.createseating.co.uk](http://www.createseating.co.uk)

quality



## Excellence comes as **standard...**

**Create** Seating has a simple ethos:

“All contract furniture supplied through **Create** Seating has been manufactured and designed to meet the demanding environments that it is meant to be used in. We do not manufacture or supply substandard / cheap furniture solely to attract an order.”

## Contract Furniture Manufacture for...

# contents

## DINING BENCHES

Urban	4
City	6
Arena	7
Parc <b>NEW</b>	8
Colour Palette for Urban / City / Arena / Parc	9
Worx	10
Hub	11
Forest	12
Parc OUTDOOR <b>NEW</b>	14
City OUTDOOR <b>NEW</b>	15
Enjoy Chair <b>NEW</b>	15

## FAST FOOD DINING UNITS

Polypropylene	16
Metal	18
Upholstered	20
Wood	23
Colour Palette & Accessories for Fast Food Units	25

## DINING CHAIRS

Crea <b>NEW</b>	26
Lexi	28
Andrea <b>NEW</b>	30

## DINING TABLES

Mighty Tables FULLY WELDED	32
Dining, Poseur & Coffee Tables	34

## SOFT SEATING

Cube	36
Sixty Forty & Placers <b>NEW</b>	37
Mia	38
Izzy	39
Jade	40
Olly <b>NEW</b>	41
Ava	42
Immy <b>NEW</b>	44
Meg <b>NEW</b>	46

## CHAIRS: MULTI-PURPOSE

Ashbourne	48
Surrey	49
Public	50

## TABLES: MULTI-PURPOSE / EDUCATIONAL

Spiral, Crush Bent, Art/Craft	51
-------------------------------	----

## BEAM SEATING

Deluxe <b>NEW - includes Crea</b>	52
Standard <b>NEW includes Crea</b>	53

## UPHOLSTERY BANDS

Fabrics, Vinyl, Faux Leather Finishes	54
Terms & Conditions	55

## Product Key

GUARANTEE	STACK NO.	OUTDOOR USE	SELF ASSEMBLY	UNIT WIDTH	TABLE WIDTH	TABLE LENGTH	TABLE HEIGHT	TABLE DIAMETER	SEAT DEPTH	SEAT HEIGHT	BACK HEIGHT	WIDTH SINGLE SEAT	WIDTH TWO SEATS	WIDTH THREE SEATS	CAD BLOCKS

...Workplace . Leisure . Education . Public Spaces





## URBAN Dining Benches

Supplied with Silver, Black or White frame as standard.  
Other frame finishes are available.

CAD	✓	H	H	□	□	I
5 YR	350	450	750	1200	1500	1800
					2200	730



450




Upholstered seat option  
(Refer to page 54 for colour selections)

Our Urban range is the perfect alternative to loose seating, allowing for maximum seating capacity.

- Ideal for dining, meeting or breakout areas
- Delivered fully assembled
- Fully welded 40 x 40mm frame
- Benches store under tables
- Hardwearing laminate and PVC edges
- 25mm thick table and bench tops
- UK Manufactured

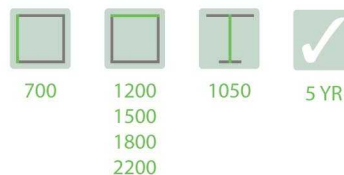


# URBAN Dining Benches



## URBAN Poseur Tables

Supplied with Silver, Black or White frame as standard.  
Other frame finishes are available.



## URBAN Dining Stools

Supplied with Silver, Black or White frame as standard.  
Other frame finishes are available.



Urban Dining Bench shown with Premium Frame colour (left)



Upholstered Benches, Stools and Izzy soft seating in corporate colours



Urban table shown with matching laminate and PVC edge colour





## CITY Dining Benches (indoor)



### A sleek, contemporary design.

- Ideal for dining, meeting or breakout areas
- Delivered fully assembled and ready to use
- Impact resistant edges with easy to clean table tops
- inset top rails for a sleek design
- 40mm thick table and bench tops
- Fully welded 40 x 40mm under frame
- UK Manufactured

CAD



380



460



800



1200  
1500  
1800  
2200



750



5 YR



## CITY Poseur Table



CAD



700



1200  
1500  
1800  
2200



1050



5 YR

For the CITY outdoor seating with weather resistant finish please see page 15





## ARENA Dining Benches

Visually appealing dining / meeting seating.



- The angled frame design will enhance ANY 'arena', but particularly office and corporate environments
- Easy to maintain surfaces with knock-proof edging
- Delivered fully assembled and ready to use
- 40mm thick table and bench tops
- Fully welded 40 x 40mm under frame
- **UK Manufactured**

CAD



380



460



800



1200  
1500  
1800  
2200



750



5 YR

## ARENA Poseur Table



700



1200  
1500  
1800  
2200



1050



5 YR







## PARC Dining Bench (indoor)

You can now enjoy the 'PARC' indoors

- Perfect for Commercial and Educational spaces
- 25mm thick laminate table top with matching or contrasting PVC edge
- Fully welded 50mm x 50mm under frame
- Delivered fully assembled and ready to use
- UK Manufactured



3 YR



1600



350



430



750



1200  
1500  
1800  
2200



730



CAD

For the PARC outdoor seating with weather resistant finish please see page 14



# COLOUR PALETTE Dining Benches
















Our colour palette has been handpicked to complement every social space and corporate brand.

If you require a specific colour combination that is not shown, please contact our sales office to discuss the options available.














## Laminate / Table Top Finishes

							
Oak 005	Zebrano 001	Beech 003	Cream	RN Grey	Pewter	Red 004	Pink 001
							
Orange 001	Yellow 004	Staved Wood 001	Ebony 001	Striped Woodmix 001	White 001	Black 001	Green 006
							
Green 012	Blue 009	Blue 003	Purple 004	Grey Dots	Charcoal Splatter		

## PVC Edge Finishes

							
Oak 005	Beech 003	White 001	Black 001	Cream	RN Grey	Pewter	
							
Red 001	Orange 001	Yellow 004	Green 006	Green 012	Blue 009	Blue 003	Purple 004

## Frame Fininshes (Epoxy Powder)

Standard			Premium				
							
White	Silver	Black	Green 6018	Red 3020	Blue 5017	Blue 5015	Purple 4008
							
			Grey 7043	Grey 7040	Yellow 1018	Orange 2004	Pink 4003





## WORX Dining Benches



5 YR

CAD

### Rustic bench sets inspired by our natural environment

- Featuring a clear lacquered frame finish to reproduce the industrial look
- 40mm thick table and bench tops with matching edges
- Inset top rails create a sleek edge
- 40mm x 40mm fully welded underframe
- Delivered fully assembled and ready to use
- UK Manufactured



380



460



800



1200

1500

1800

2200



750

## WORX Poseur Table



700



1200

1500

1800

2200



1050

## Table Top Finishes



Ferro  
Bronze



Grey Brown  
Whiteriver Oak



Antracite  
Metal Rock



Light  
Concrete



Bramberg  
Pine

Note: Due to the nature of raw steel, please note finishes can differ in shade to what is represented above.





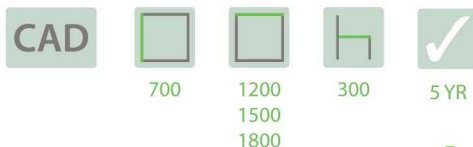
## HUB Dining Benches

### Designed for educational environments.


- Ideal for classroom and dining areas
- Delivered fully assembled and ready to use
- Seat heights to suit all age groups from primary to adult
- Child friendly surfaces and edges
- 40mm dia fully welded frame
- UK Manufactured



Benches store neatly under table



### Laminate / Table Top Finishes



Frames and PVC edges are Light Grey as standard

### Seating Height Chart

	Sizemark 1 Nursery	Sizemark 2 Pre-School	Sizemark 3 Infant	Sizemark 4 Junior	Sizemark 5 Adult
TABLE	TABLE 460mm	TABLE 530mm	TABLE 590mm	TABLE 640mm	TABLE 710mm
SEAT	SEAT 260mm	SEAT 310mm	SEAT 350mm	SEAT 380mm	SEAT 430mm





## FOREST Dining Benches

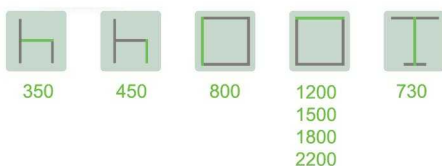
CAD



5 YR

**Maximise your seating capacity with our contemporary bench seating.**

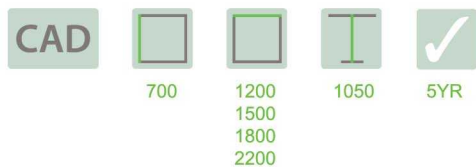
- Easy to clean and maintain
- Available in one colour, or two-tone, from a range of vibrant laminate finishes
- 40mm thick panels
- UK Manufactured



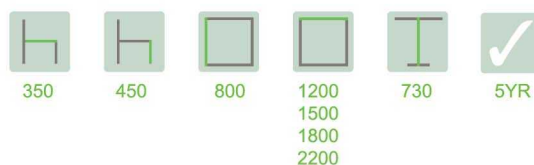
Benches store neatly under table



# FOREST Poseur Table




## FOREST Upholstered




See page 54 for a selection of upholstery finishes, or alternatively contact our sales office for more details.

## Laminate / Table top finishes



## PVC Edge finishes





Weather  
resistant  
finish

## PARC Dining Bench (outdoors)

CAD



Our fixed outdoor breakout seating allows you to enjoy the PARC, whatever the weather!



- Weather resistant table top
- 12mm thick Compact grade laminate with black core edge as standard
- Sturdy 50mm x 50mm under frame
- Delivered fully assembled and ready to use
- UK Manufactured



1 YR



1600



350



430



750



1200  
1500  
1800  
2200



730

### Table & Bench Colour



White  
B070



Marble  
Effect  
M134



Grey  
B075



Wood  
Effect  
C183



Wood  
Effect  
C149



Wood  
Effect  
B100

### Frame Colours



Black



White



Silver





Weather  
resistant  
finish

CAD



## CITY Dining Table (outdoors)



- Weather resistant table top
- 12mm thick Compact grade laminate with black core edge as standard
- Sturdy 40mm x 40mm under frame
- Delivered fully assembled
- UK Manufactured



380



430



800



1200  
1500  
1800  
2200



730

### Table & Bench Colour



White  
B070



Marble  
Effect  
M134



Grey  
B075



Wood  
Effect  
C183



Wood  
Effect  
C149



Wood  
Effect  
B100

### Frame Colours



Black



White



Silver

## ENJOY Chair



- Sculptured glass reinforced injected polypropylene chair can be used indoors & out!
- Available from stock in five popular colourways

### Seat Colours



Anthracite



Red



White



Taupe



Blue



CLS1050



490



535



455



795



3 YR



7






## FAST FOOD Dining Units - Polypropylene

- Our vibrant colourways will complement any corporate design
- No loose furniture to help maintain tidy dining areas
- Durable 50mm square tubular, fully welded frames
- UK Manufactured

CAD

### Seat Colours



### Top Colours



### Frame Colours



Square tubular frame



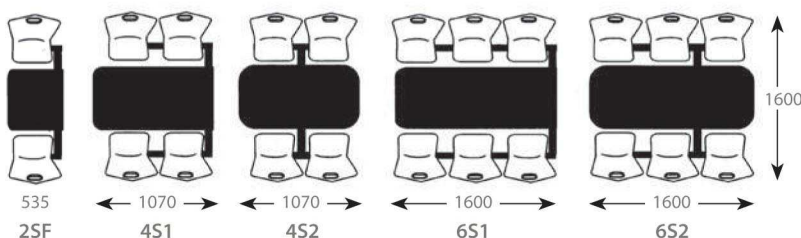
**CU20**

Available in 7-10 days



3 YR

### Configurations & dimensions



### Table top edge



25mm thick with matching PVC edge



# FAST FOOD Dining Units - Polypropylene




## CU10

Round tubular frame enhances the design



5 YR

### Seat Colours



## CU80

### Seat Colours



5 YR

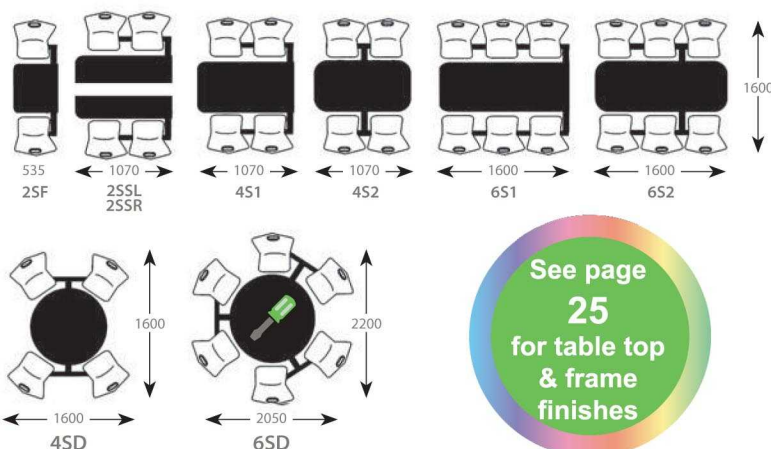
### Matching furniture available:

Breakout chairs - see page 26

Bar stool & ICT & Draughtman's chair - see page 27

Beam Seating - see page 51 & 52

### Configurations & dimensions



### Table top edge

25mm MDF with a matching or contrasting PVC edge





## FAST FOOD Dining Units - Metal

- All metal seating - hardwearing and strong
- Ideal for heavy traffic areas
- Durable 50mm tubular steel, fully welded frames
- UK Manufactured

CAD



3 YR

### Table top edge

25mm MDF with a matching or contrasting PVC edge

See page  
**25**  
for table top  
finishes



**CU48**

### Seat Colour



### Frame Colour






# FAST FOOD Dining Units - Metal



5 YR

**CU17**

## Seat Colour



## Frame Colour



## Frame Colour



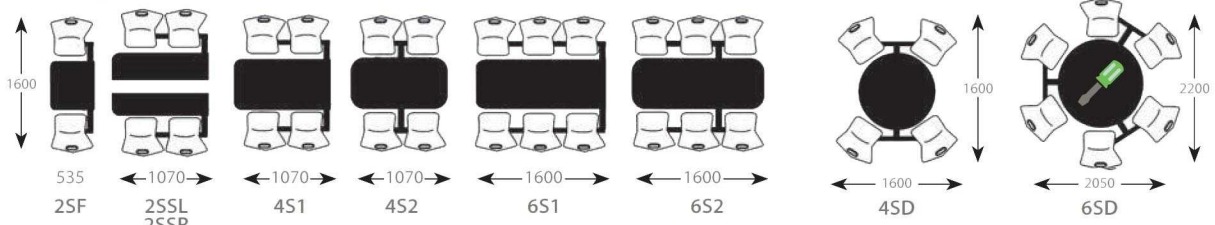
5 YR



**CU45**

Seat: Chrome only

## Configurations & dimensions



**CU51**



5 YR

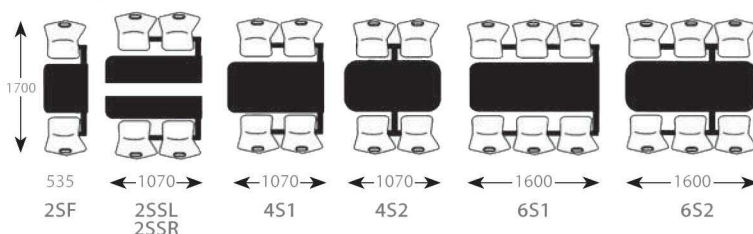
## Bench Colour



## Frame Colour



## Configurations & dimensions







## FAST FOOD Dining Units - Upholstered

- Our bench dining unit range maximises your seating capacity
- Co-ordinate your upholstery colours to complement your dining area with easy clean vinyls
- Durable 50mm fully welded tubular frames
- Due to the dimensions of the CU38 and CU39 these products will be supplied KD (unassembled)
- UK Manufactured



**CU39**

Two-tone upholstery



1700



5 YR



# FAST FOOD Dining Units - Upholstered



**CU38**



1700



5 YR



**CU42**



1500



5 YR

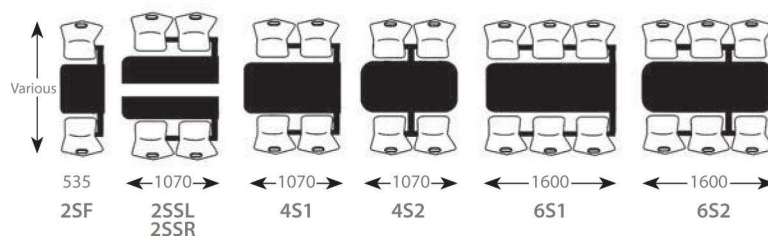


CU42 in situ

**Table top edge**

25mm MDF with a matching or contrasting PVC edge

## Configurations & dimensions





# FAST FOOD Dining Units - Upholstered



**CU11**



1600



5 YR

**CU16**



1600



5 YR



**CU66**

Single colour version



1600



5 YR



See page  
25  
for table top  
upholstery &  
frame  
finishes

**CU66**

Two tone version



1600



5 YR





## FAST FOOD Dining Units - Wood

CAD

- Contemporary Dining Solution
- Beech Veneer Seats
- Durable 50mm dia fully welded frame
- UK Manufactured



**CU50**

Seat colour: Beech Veneer



1600

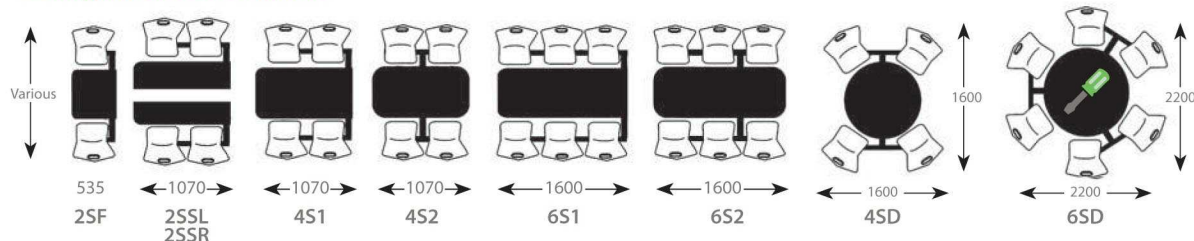


5 YR

### Table top edge

25mm MDF with a matching or contrasting PVC edge

### Configurations & dimensions





# FAST FOOD Dining Units - Wood



**CU67**

Seat: Beech only



1600



5 YR



**CU71**



1600



5 YR



**CU37**

◀ Choose any table top and bench from our laminate colour palette (See page 23)



1500



5 YR

## CU70 Seat Colours



**CU70**

Laminate Seat



1600



5 YR

# FAST FOOD Dining Units - Wood



**CU47**  
Laminate seat



5 YR



1600



**CU40**  
Beech Veneer Bench Seat

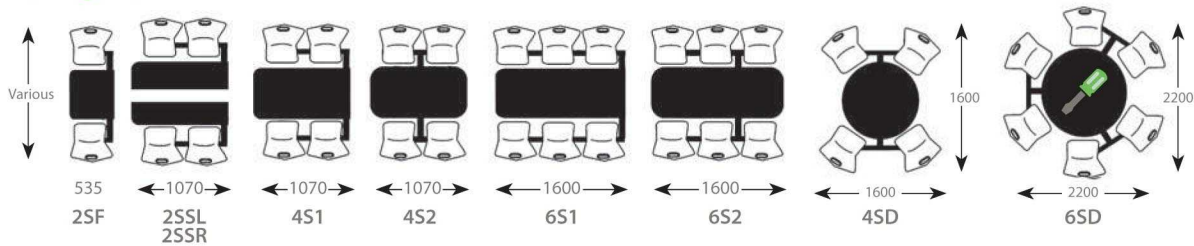


5 YR



1700

## Configurations & dimensions



# FAST FOOD Dining Units - Accessories

If required, all of our fast food dining units are available with the option of two type of floor fixing kits (fixing bolts are not included).



**FF1**

Comprises of two parts, designed to fit inside the unit's leg on opposite corners.

Can be moved when required, however, the kit prevents movement when in use.

Locate your furniture without revealing exposed bolts.




**FF2**

This is a visible pre-welded bracket that is fitted to opposite legs of the unit.


This kit will provide a more permanent solution to your floor fixing requirements.

Out 2 seater side by side are supplied with FF2 brackets as standard for stability.

## Laminate/ Table top Finishes



## PVC Edge Finishes



## Upholstery Finishes Just Colour Vinyl



## Frame Finishes (EPC)







Chair  
**IN STOCK**  
for quick  
delivery

## CREA Breakout Chair

CAD



**CLS1040**

The Crea chair is designed and manufactured in the UK

- A breakout chair with a stunning profile
- Tested to BS EN 1729-2: 2012 + A1 : 2015
- Perfect breakout chair for commercial & educational environments
- 19mm tubular steel, fully welded frame finished in any of our co-ordinating EPC finishes
- UK Manufactured



The CREA's **seven vibrant seat colours** are available with **co-ordinating frames**, if required:



# CREA Breakout Seating



## CLS2040

- High stool for breakout areas in commercial and educational spaces  
Seven vibrant polypropylene colours  
- UK Manufactured



# CREA ICT and Draughtman's Chairs



Black base

## CLS1042



Chrome base



Chrome base



Black base

## CLS1044



## Seat Colours



## Epoxy Powder Frame Finishes (EPC)

### Standard



### Premium







## LEXI Chairs



**CLS1032**

Laminated plyform seat  
with solid wood frame



**CLS1031**

Upholstered plyform seat  
with solid wood frame

### Laminate Seat Finishes



# LEXI Dining Stools

## CLS2032

Laminated plyform seat  
with solid wood frame

A	H	H	H
400	540	800	1050

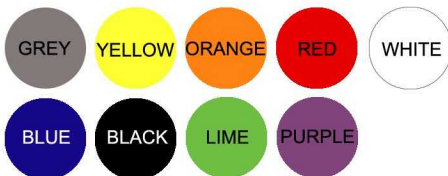


## CLS2031

Upholstered plyform seat  
with solid wood frame

A	H	H	H
400	540	800	1050

### Laminate Seat Finishes



### Frame Finish



All frame colours are Beech as standard

# LEXI Dining Tables



## CLT1480

Dining Table

□	□	I	⊘
600	600	745	600
750	750		750
900	900		900

Table top laminate colours



## CCT280

Coffee Table

□	□	I	⊘
600	600	420	600
750	750		750



## CLT1481

Poseur Table

□	□	I	⊘
600	600	1125	600
750	750		750





## ANDREA Dining Chairs

See page  
**54**  
for upholstery  
finishes



**CLS1021**

Laminated chair  
with seat pad  
and chrome frame



**CLS1020**

Laminate chair  
with chrome frame



**CLS1024**

Fully Upholstered chair  
with chrome frame



### Laminate Seat Colours:

Wood Stain

Laminate



## ANDREA Stools with Low back



**CLS2024**

Laminated stool  
with seat pad  
and chrome frame



**CLS2021**

Laminated stool  
with chrome frame



**CLS2026**

Fully Upholstered stool  
with chrome frame



## ANDREA Stools with High back



**CLS2023**

Laminated stool  
with seat pad  
and chrome frame



**CLS2020**

Laminated stool  
with chrome frame



**CLS2025**

Fully upholstered stool  
with chrome frame





See page  
**33**  
for full colour  
palette

## MIGHTY DINING TABLES - Fully Welded

A collection of **FULLY WELDED** dining tables for commercial and Educational spaces

- Wide range of table top and frame finishes
- UK Manufactured



### CLT1310

Mighty Dining Table  
Square Pedestal

600	600	730	5 YR
750	750		
800	800		

### CLT1311

Mighty Dining Table  
Round Pedestal

730	600	5 YR
	700	
	800	

### CLT1320

Mighty Poseur Table  
Round Pedestal

1020	600	5 YR
	700	



### CCT230

Mighty Coffee Table  
Round Pedestal

425	600	5 YR
	700	

All frames are shown in Silver EPC (other frame finishes are available)

# MIGHTY DINING TABLES - Fully Welded



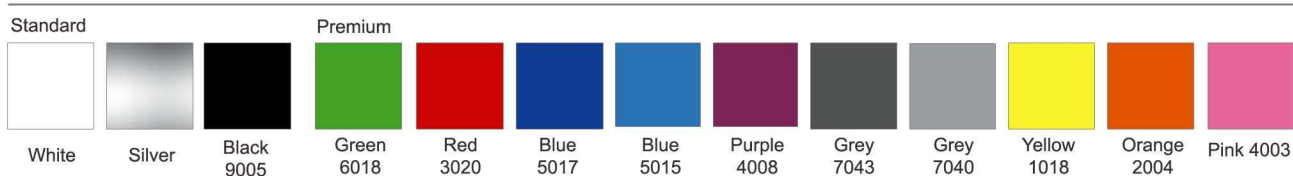
## Laminate / Table Top Finishes



## PVC Edge Finishes



## Frame Finishes (EPC)

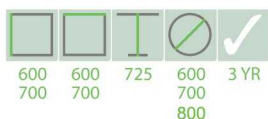




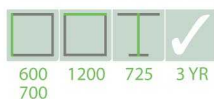
# DINING TABLES - Coffee, Dining, Poseur



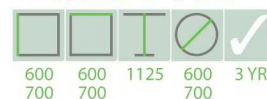
**CLT1390**



**CLT1395**

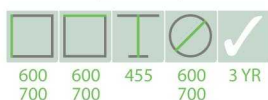


**CLT1400**



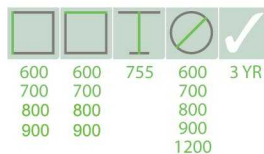
**CCT210**

(Chrome)



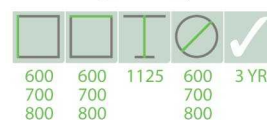
**CLT1290**

(Chrome)



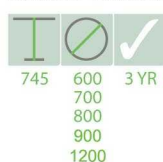
**CLT1295**

(Chrome)



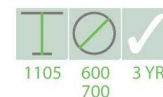
**CLT1270**

Black or Chrome



**CLT1280**

Black or Chrome



See page  
**33**  
for table  
top colours



**CCT281**

Black or Chrome



# DINING TABLES - Coffee, Dining, Poseur



**CCT240**

Black or Chrome (MAX 700mm sq)

<input type="checkbox"/>	<input type="checkbox"/>	<input type="checkbox"/>	<input checked="" type="checkbox"/>
600	600	505	3 YR
700	700		
800	800		



**CLT1330**

Black or Chrome (MAX 700mm sq)

<input type="checkbox"/>	<input type="checkbox"/>	<input type="checkbox"/>	<input checked="" type="checkbox"/>
600	600	780	3 YR
700	700		
800	800		



**CLT1340**

Black or Chrome (MAX 600mm sq)

<input type="checkbox"/>	<input type="checkbox"/>	<input type="checkbox"/>	<input checked="" type="checkbox"/>
600	600	1075	3 YR
700	700		
800	800		



**CCT231**

Black, Chrome or Stainless Steel

<input type="checkbox"/>	<input checked="" type="checkbox"/>	<input checked="" type="checkbox"/>
455	600	3 YR
	700	
	800	



**CLT1490**

Black, Chrome or Stainless Steel

<input type="checkbox"/>	<input checked="" type="checkbox"/>	<input checked="" type="checkbox"/>
745	600	3 YR
	700	
	800	
	900	
	1200	



**CLT1492**

Black, Chrome or Stainless Steel

<input type="checkbox"/>	<input checked="" type="checkbox"/>	<input checked="" type="checkbox"/>
745	600	3 YR
	700	
	800	
	900	



**CCT290**

Black, Chrome or Stainless Steel

<input type="checkbox"/>	<input type="checkbox"/>	<input type="checkbox"/>	<input checked="" type="checkbox"/>
600	600	455	3 YR
700	700		
800	800		



**CLT1350**

Black, Chrome or Stainless Steel

<input type="checkbox"/>	<input type="checkbox"/>	<input type="checkbox"/>	<input checked="" type="checkbox"/>
600	600	745	3 YR
700	700		
800	800		
900	900		



**CLT1360**

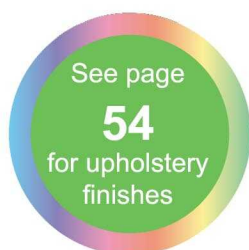
Black, Chrome or Stainless Steel

<input type="checkbox"/>	<input type="checkbox"/>	<input type="checkbox"/>	<input checked="" type="checkbox"/>
600	600	1105	3 YR
700	700		
800	800		





## SOFT SEATING - Chairs & Sofas



### CUBE

- A classic and timeless design for meeting and breakout areas
- Fixed upholstery is perfect for student lounges and accommodation
- Durable fully welded tubular steel feet finished in Silver as standard
- UK Manufactured



CSS810



CSS812

730	420	735	830	1380	5 YR



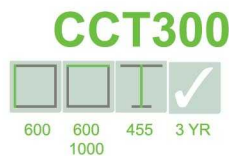
CCT190

600	600	455	600	3 YR
700	700		700	
1000	600			

# SOFT SEATING - Chairs, Sofas & Placers

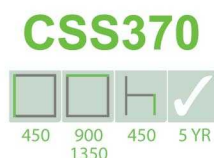

## SIXTY FORTY

- Soft Seating with distinction
- At home in any breakout space, commercial environment, or student accommodation
- Fully welded tubular steel feet finished Black, Silver or White as standard - other colours on request
- UK Manufactured



## PLACERS

- Versatile placer seating for all leisure spaces
- Bespoke sizes available, if required
- UK Manufactured







## SOFT SEATING - Mia Range

- Versatile, sturdy and compact
- Perfect as a stand alone seat or combine in a modular setting
- Available in single or two tone upholstery
- UK Manufactured



CSS825 Two Tone



CSS825 Single Colour





## SOFT SEATING - Izzy Range

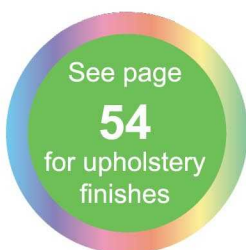
- Contemporary compact modular seating
- Ideal for breakout areas, receptions or student lounges
- UK Manufactured



**CSS830**



**CSS832**



**CSS834**



**CSS833**







See page  
**54**  
for upholstery  
finishes

## SOFT SEATING - Jade



**CSS821**



**CSS822**



**CSS823**



**CSS824**



**CCT250**



Beech table top as standard

### Flexible seating solutions

The Jade upholstered modular seating range is crafted from standalone items, which will allow you to create flexible seating arrangements that blend into a variety of environments.

- UK Manufactured



# SOFT SEATING - Olly

## Versatile Booth Seating

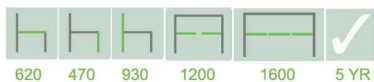
Compact upholstered booth seating for many applications - breakout, offices, receptions and more!

Two tone or single colour, fabric or easy to clean faux leather - the choice is yours.

- UK Manufactured



### SINGLE BOOTH

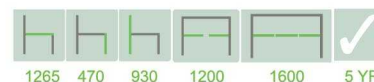


### CSS860

Two Seater  
(Also available as a  
Three Seater CSS861)



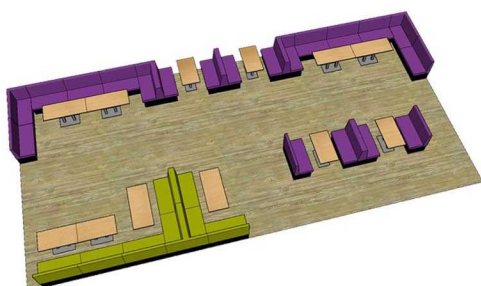
### DOUBLE BOOTH



### CSS862

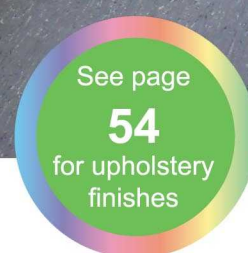
Two Seater Back to Back  
(Four Seater)

(Also available as a  
Three Seater Back to Back  
Six Seater CSS863)



**NOW AVAILABLE - 2D and 3D room layout service**  
Contact our sales office for more details






## SOFT SEATING - Ava Range

This Stylish, sturdy booth seating will enhance any dining space

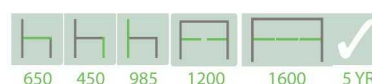
- Designed to be freestanding or can be floor fixed
- Place against a wall or create seating areas in open spaces
- Many seating configurations available
- Choose from a wide variety of upholstered finishes to suit your environment
- Bespoke sizes also available
- UK Manufactured

Single Booth



**CSS840**

Available 1200mm or 1600mm wide



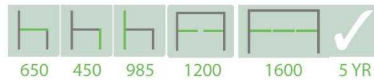
# SOFT SEATING - Ava Range



**CSS843**  
Left Hand

Single booth with  
Left or Right Hand return

Available 1200mm or 1600mm wide



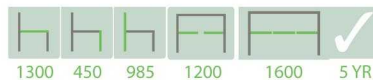
**CSS844**  
Right Hand

Double Booth



**CSS841**

Available 1200mm or 1600mm wide



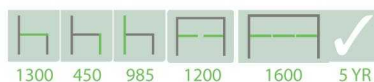
Double Booth with dual return



**CSS847**

Double booth with  
Left or Right Hand return

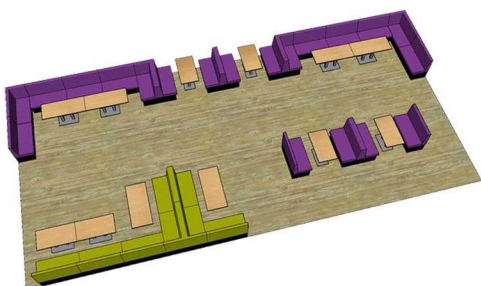
Available 1200mm or 1600mm wide



**CSS845**  
Left Hand



**CSS846**  
Right Hand



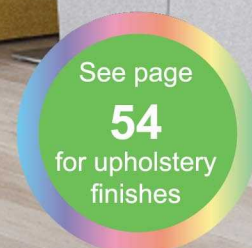
## Suggested layout / configuration

Available as freestanding dining booths or wall fixed breakout seating

**NOW AVAILABLE - 2D and 3D room layout service**

Contact our sales office for more details



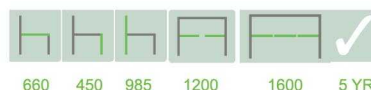


## SOFT SEATING - Immy Range (low back)

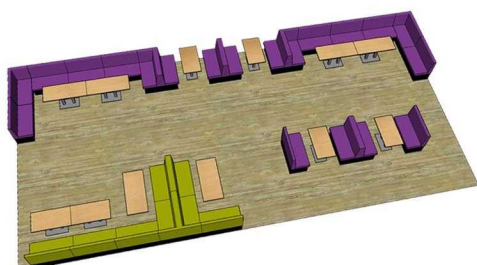


**CSS850**

A complete booth dining solution with low or high back, upholstered in single colour or two tone in a wide range of colours. **UK Manufactured**



660 450 985 1200 1600 5 YR



### Suggested layout / configuration

Available as freestanding dining booths or wall fixed breakout seating



### NOW AVAILABLE - 2D and 3D room layout service

Contact our sales office for more details

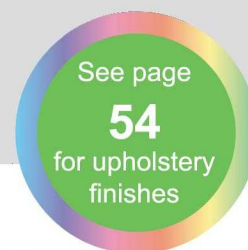
# SOFT SEATING - Immy Range (low back)



# SOFT SEATING - Immy Range (high back)







## MEETING BOOTHS - MEG (meet eat and greet)




### Meg is the ideal collaborative seating

- The complete solution for meeting eating or greeting!
- USB and charging points available
- Wide range of upholstery finishes to complement any corporate brand - single or two tone
- An excellent addition to commercial and breakout spaces
- UK Manufactured

Single Seater



Two Seater



Three Seater



# MEETING BOOTHS - MEG



Shown above: Complete meeting space with White laminate table and USB charging facility, if required

Looks great from every angle!



## Optional USB and Powder Module Accessories

Code: PM1

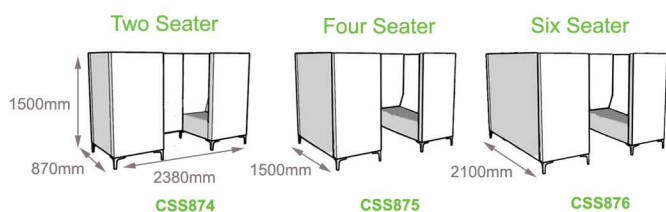


Code: PM2

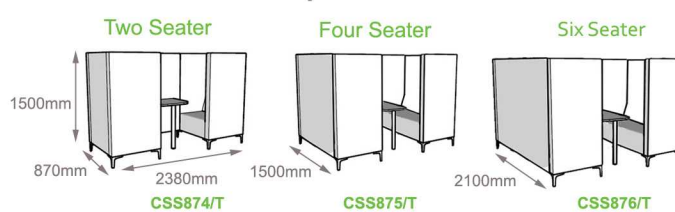


Other power modules are available - please contact our sales office with your requirements

### Without table



### Complete with table







## UPHOLSTERED - Ashbourne Range

See page  
**54**  
for upholstery  
finishes



**AS25**



590 600 400 760 5 YR



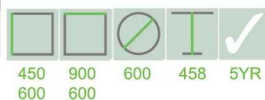
**AS20**



510 600 400 760 5 YR



**AS40**



450 900 600 458 5 YR

- 18mm thick table top
- Supplied with cream or Beech laminate
- Polished MDF edge
- Black frame as standard



**AS30**



510 600 400 760 5 YR

### Affordable, yet durable reception / lounge seating

- Ideal for waiting areas, receptions, offices or student lounges
- 25mm thick, fully welded square tubular frames
- Upholstery is panel stitched for longevity and aesthetics
- UK Manufactured

# UPHOLSTERED - Surrey Range

multi purpose chairs



**SY32**

A	H	H	H	✓	H
540	630	470	840	5 YR	5

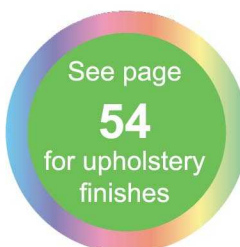


**SY33**

A	H	H	H	✓	H
540	630	470	840	5 YR	5

## Timeless design

- Ideal for receptions, staff rooms, offices and meeting rooms
- Waterfall seat for added comfort
- Natural Beech frame finish



**SY34**

A	H	H	H	✓	H
580	620	490	880	1 YR	5



**SY35**

A	H	H	H	✓	H
580	620	490	880	1 YR	5



**CCT115**  
(Beech)

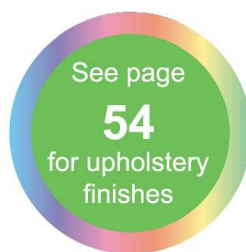
□	□	I	⊗	✓
600	600	455	600	3 YR



# POLYPROPYLENE - Public Range



**PUB3**



**PUB2**



**PUB1**



## Versatile seating for all spaces

- A great performing, high stacking chair
- When stacked on our trolley, the PUB1 Stacks up to 25 high, the PUB2 & PUB3 stack up to 20 high!
- Ideal for education, corporate or community spaces
- Integral linking device is included, if required
- Silver tubular frame



**PUB-AC1**




**PUB1-WRT**



**PUB-TRL**

# CLASSROOM TABLES - Fully welded

## SLIDE ON / CRUSH BEND



600	600	530	5 YR
1100	550	590	
1200	550	640	
		710	
		760	

- 18mm thick table tops
- 25mm square tubular frames
- UK Manufactured

## SPIRAL



600	600	530	5 YR
1100	550	590	
1200	550	640	
		710	
		760	

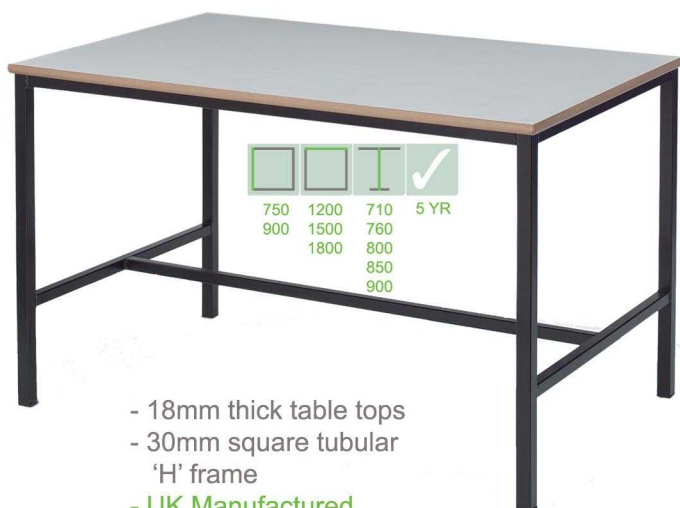
## PREMIER Round Tube



600	600	530	5 YR
750	750	590	
	1200	640	
	1500	710	
	1800	760	

- 18mm thick table tops
- 40mm round tubular frame
- UK Manufactured

## ART / CRAFT 'H' Frame



750	1200	710	5 YR
900	1500	760	
	1800	800	
		850	
		900	

- 18mm thick table tops
- 30mm square tubular 'H' frame
- UK Manufactured

## Table top edges

A - Polished MDF



Finished Natural

B - CompCast edge

Protective spray-on edging



## Table top laminate colours

OAK	BEECH	CREAM	GREY	YELLOW
WHITE	BLACK	GREEN	BLUE	RED

## Frame colours

BLACK	LIGHT GREY
-------	------------



## BEAM SEATING



**BM74**

Polypropylene Seats



**BM75**

Polypropylene Seats



**BM81**

Polypropylene Seats



**BM76**

Upholstered Seats

See page  
**54**  
for upholstery  
finishes



**BM73**

Wooden Seats  
(Oak Veneer)



3 YR



**BM72**

Wooden Seats  
(Black Ash Stain)


### SEATING CONFIGURATIONS AND DIMENSIONS




### FRAME COLOURS



# BEAM SEATING



- Beam seating for every budget
- Perfect for waiting areas, receptions, shopping centres and collection points
- Fully welded tubular steel frames
- Floor fixing is available as an optional extra
- UK Manufactured



## SEATING CONFIGURATIONS AND DIMENSIONS



3 YR



## FRAME COLOURS





FABRICS	VINYLS / FAUX LEATHERS
<b>Band A</b>	
<b>Camira</b> Advantage, Era, Phoenix, Rivet	<b>CTP</b> Mardi Gras, Sierra
<b>Band B</b>	
<b>Agua</b> Libra	<b>Agua</b> Aquarius, Lunar, Paint Pot
<b>Camira</b> Canopy, Chateau, Mainline Plus, Manilla, Urban, X2, Xtreme	<b>Camira</b> Vita
	<b>Chieftain</b> Just Colour, Just Patterns
<b>Band C</b>	
<b>Camira</b> Aspect, Patina	<b>Camira</b> Manila
<b>Band D</b>	
<b>Agua</b> Cashmir, Nova, Sark	<b>CTP</b> Avantgarde, Dolce CS, Valencia, Silververtex
<b>Camira</b> Mainline Flax, Halcyon Cedar, Honeycomb	<b>Chieftain</b> Lionella, Multi-Stretch, Self-Colour, Traditional, Universal
	<b>Sunbury</b> Eames, Sunhide
<b>Band E</b>	
<b>Camira</b> 24/7, Aquarius, Blazer, Halcyon Aspen, Halcyon Blossom, Hemp, Intervene Plain, Intervene Texture, Landscape Balance, Landscape Contact, Oceanic, Sumi, Synergy	<b>Agua</b> Alberta Distressed Faux, Oregon, Snowdon
<b>Band F</b>	
<b>Camira</b> Craggan Flax, Kyoto, Track, Yoredale	<b>Aqua</b> Mystique
	<b>Camira</b> Deca

**Please note: Upholstery finishes that are striped or patterned may attract additional charges.**

# TERMS & CONDITIONS

## VAT

All prices are subject to VAT at the prevailing rate.

## ORDERS

All orders must be confirmed in writing and clearly state the product, finish and quantities required. Delivery dates may be delayed if we are waiting for information to be confirmed on your order.

## ACKNOWLEDGEMENTS

We will issue an order acknowledgement for all purchase orders received. Although we endeavour to interpret your instructions correctly, it is your responsibility to check the contents of the acknowledgement thoroughly as Create Seating Ltd will not be responsible for any errors that may occur.

## DELIVERY

We offer a tailgate delivery service\* during normal office hours and within our standard delivery lead times to mainland UK, unless otherwise agreed by Create Seating Ltd in writing. Special requirements must be discussed at the time of ordering.

Outlying areas with the following postcode prefixes MAY incur additional delivery charges:  
AB, BN, CA, CA, CT, DD, DG, EH, EX, FK, G, IP, IV, KA, KW, KY, LA, LL, ME

**\*Tailgate deliveries:** It is the customer's responsibility to offload their furniture from the vehicle on arrival. We can arrange for an installation at an additional cost - please contact our sales office for details.

**Important:** Our furniture is delivered fully assembled, with a few exceptions for larger items. Please ensure you have adequate access into your building to accommodate your new furniture as returns will not be accepted because it may be 'too large'.

## BOOKING IN DELIVERIES

If our driver arrives at an address and no one is available to offload the vehicle, or the premises are not open, your delivery will be aborted and the costs passed to the purchaser. To avoid this, if you would like us to book in your delivery date this must be requested at the time of ordering.

## DELIVERY DATE

Whilst we endeavour to meet our customers' delivery dates we cannot be held responsible for delays caused by factors outside our control, or for loss of trade or subsequent loss because of a delivery delay.

## DELIVERY CHARGES

Delivery is included to our standard post code areas.

## COLOURS

We cannot be held responsible for rejected items where customers have not requested colours swatches prior to ordering, or where customers have not made clear their colour requirements.

## SHORTAGES & DAMAGES

Notifications of shortages and any visible damage must be advised on your delivery note at the time of delivery. You should also contact us immediately. Delivery notes signed 'unchecked' will not be accepted.

Other discrepancies must be made in writing within 2 working days of delivery to the designated address on your order. Notifications for damages or shortages will not be accepted where goods are transhipped from their original delivery address.

When collecting your order from our premises, it is the customer's responsibility to ensure that an appropriate vehicle is used and the responsibility for loading the goods correctly is with the carrier, not Create Seating Ltd's staff.

## PAYMENT TERMS

We welcome new accounts, however:

- 1) First orders are processed on a pro forma basis only.
- 2) Applications for credit accounts will be opened at our discretion. Existing account holders' terms are strictly 30 days from date of invoice.
- 3) For bespoke products we reserve the right to request pro forma payment of the total order value prior to manufacture, regardless of order / credit status.

## SPECIFICATIONS

We reserve the flexibility to alter our designs and specifications without prior notice. If orders are to match products previously supplied by Create Seating Ltd this must be advised at the time of ordering.

All dimensions are nominal and shown in millimetres.

## OWNERSHIP OF GOODS

The ownership of goods shall remain with Create Seating Ltd until such time that the payment has been received and cleared in full.

## STOCK PRODUCTS

We endeavour to hold stock products, however, these are subject to availability. You are welcome to check current stock levels with our sales office to ensure we are able to meet your requirements before placing an order.

## CANCELLATIONS

Order cancellations and returns will not be accepted without OUR written consent. Goods that are accepted for return or cancellation will automatically attract a minimum 25% re-stocking charge, plus the appropriate carriage charges, where applicable.

## IMAGES

Create Seating Ltd retains all rights on every image depicted in their literature, website and product libraries. Our customers are free to use these images for the sole purpose of advertising Create Seating Ltd's product range only. Unauthorised use or manipulation of image could result in prosecution.

## WARRANTY

Every product carries a warranty between 1-5 years. The warranty excludes fair wear and tear and neglect or misuse of our furniture while it is in situ. In the rare event that you should be unsatisfied with the performance of the furniture you have purchased from us, please report your concerns to our sales team in writing. Please note: we reserve the right to inspect the product, request photographic evidence, or request the return of the item for examination prior to making any decision regarding a possible exchange or repair.

**IT IS YOUR RESPONSIBILITY TO ENSURE YOUR CUSTOMER IS AWARE OF ANY TERMS AND CONDITIONS THAT MAY APPLY TO THEM.**

E & OA





t: 01384 210569

e: [sales@createseating.co.uk](mailto:sales@createseating.co.uk)

w: [www.createseating.co.uk](http://www.createseating.co.uk) | [www.fastfoodfurniture.co.uk](http://www.fastfoodfurniture.co.uk)