

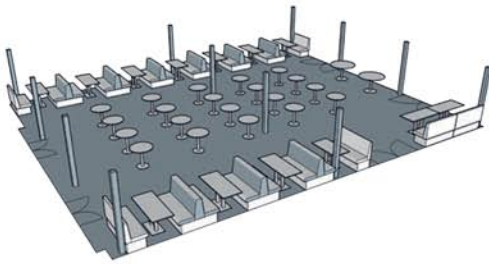


**create**  
**seating**

Contract Furniture Manufacturing Specialists

# DESIGN. MANUFACTURE. CREATE.

## Space Planning



## CAD blocks

Download CAD blocks from our website where available

DWG 2D	DWG 3D
3DS	MAX
REVIT	SKETCH UP

Visit our website [www.createseating.co.uk](http://www.createseating.co.uk)

quality



## Excellence comes as **standard...**

**Create** Seating has a simple ethos:

“All contract furniture supplied through **Create** Seating has been manufactured and designed to meet the demanding environments that it is meant to be used in. We do not manufacture or supply substandard / cheap furniture solely to attract an order.”

## Contract Furniture Manufacture for...



# contents

## DINING BENCHES

Urban	4
City	6
Arena	7
Parc	8
Worx	10
Hub	11
Forest	12

## OUTDOOR SEATING

Parc OUTDOOR	14
City OUTDOOR	15
Enjoy Chair (Full feature pages refer pages 32 & 33)	15

## FAST FOOD DINING UNITS

Polypropylene	16
Metal	18
Upholstered	20
Wood	23
Colour Palette & Accessories for Fast Food Units	25

## DINING CHAIRS

Crea	26
Lexi	28
Andrea	30
Enjoy Chair	32

## DINING TABLES

Mighty Tables FULLY WELDED	34
Dining, Poseur & Coffee Tables	36

## SOFT SEATING

Sara	38
Juliette	40
Cube	42
Sixty Forty	43
Mia	44
Izzy	45
Jade	46
Ashbourne	47
Ava	48
Immy	50
Meg	52

## CHAIRS: MULTI-PURPOSE

Public	54
Surrey	55

## BEAM SEATING

Standard	56
----------	----

## TABLES: MULTI-PURPOSE / EDUCATIONAL

Spiral, Crush Bent, Art/Craft	57
-------------------------------	----

## UPHOLSTERY BANDS

Fabrics, Vinyl, Faux Leather Finishes	58
---------------------------------------	----

<b>Terms &amp; Conditions</b>	59
-------------------------------	----

## Product Key

GUARANTEE	STACK NO.	OUTDOOR USE	SELF ASSEMBLY	UNIT WIDTH	TABLE WIDTH	TABLE LENGTH	TABLE HEIGHT	TABLE DIAMETER	SEAT DEPTH	SEAT HEIGHT	BACK HEIGHT	WIDTH SINGLE SEAT	WIDTH TWO SEATS	WIDTH THREE SEATS	CAD BLOCKS

...Workplace . Leisure . Education . Public Spaces



## URBAN Dining Benches

Supplied with Silver, Black or White frame as standard.  
Other frame finishes are available.

CAD						
	5 YR	350	450	750	1200	730
					1500	
					1800	
					2200	



Our Urban range is the perfect alternative to loose seating, allowing for maximum seating capacity.

- Ideal for dining, meeting or breakout areas
- Delivered fully assembled
- Fully welded 40 x 40mm frame
- Benches store under tables
- Hardwearing laminate and PVC edges
- 25mm thick table and bench tops
- UK Manufactured



Upholstered seat option  
(Refer to page 58 for colour selections)

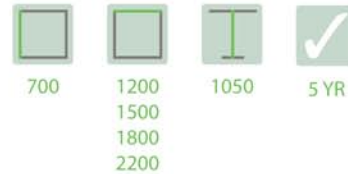


# URBAN Dining Benches



## URBAN Poseur Tables

Supplied with Silver, Black or White frame as standard.  
Other frame finishes are available.



## URBAN Dining Stools

Supplied with Silver, Black or White frame as standard.  
Other frame finishes are available.



Urban Dining Bench shown with  
Premium Frame colour (left)



5 YR



Upholstered Benches, Stools and Izzy  
soft seating in corporate colours



Urban table shown with matching  
laminate and PVC edge colour




## CITY Dining Benches (indoor)



### A sleek, contemporary design.





- Ideal for dining, meeting or breakout areas
- Delivered fully assembled and ready to use
- Impact resistant edges with easy to clean table tops
- inset top rails for a sleek design
- 40mm thick table and bench tops
- Fully welded 40 x 40mm under frame
- UK Manufactured

CAD						
	380	460	800	1200 1500 1800 2200	750	5 YR



## CITY Poseur Table



CAD				
	700	1200 1500 1800 2200	1050	5 YR

For the CITY outdoor seating with weather resistant finish please see page 15





## ARENA Dining Benches



Visually appealing dining / meeting seating.

- The angled frame design will enhance ANY 'arena', but particularly office and corporate environments
- Easy to maintain surfaces with knock-proof edging
- Delivered fully assembled and ready to use
- 40mm thick table and bench tops
- Fully welded 40 x 40mm under frame
- UK Manufactured

CAD						
	380	460	800	1200 1500 1800 2200	750	5 YR

## ARENA Poseur Table

700	1200 1500 1800 2200	1050	5 YR





## PARC Dining Bench (indoor)

You can now enjoy the 'PARC' indoors

- Perfect for Commercial and Educational spaces
- 25mm thick laminate table top with matching or contrasting PVC edge
- Fully welded 50mm x 50mm under frame
- Delivered fully assembled and ready to use
- UK Manufactured



3 YR



1600



350



430



750



1200  
1500  
1800  
2200



730



CAD

For the PARC outdoor seating with weather resistant finish please see page 14




# COLOUR PALETTE Dining Benches


Our colour palette has been handpicked to complement every social space and corporate brand.

If you require a specific colour combination that is not shown, please contact our sales office to discuss the options available.


## Laminate / Table Top Finishes



## PVC Edge Finishes



## Frame Finishes (Epoxy Powder)





## WORX Dining Benches



5 YR

CAD

### Rustic bench sets inspired by our natural environment

- Featuring a clear lacquered frame finish to reproduce the industrial look
- 40mm thick table and bench tops with matching edges
- Inset top rails create a sleek edge
- 40mm x 40mm fully welded underframe
- Delivered fully assembled and ready to use
- UK Manufactured



380



460



800



1200

1500

1800

2200



750

## WORX Poseur Table



700



1200

1500

1800

2200



1050

## Table Top Finishes



White  
Levanto  
Marble



Light Grey  
Chigago  
Concrete



Antracite  
Candela  
Marble



Dark  
Hunton Oak



Natural  
Halifax Oak

**NEW  
COLOURS  
FOR 2025**

Note: Due to the nature of raw steel, please note finishes can differ in shade to what is represented above.





## HUB Dining Benches

### Designed for educational environments.

- Ideal for classroom and dining areas
- Delivered fully assembled and ready to use
- Seat heights to suit all age groups from primary to adult
- Child friendly surfaces and edges
- 40mm dia fully welded frame
- UK Manufactured



Benches store neatly under table



### Laminate / Table Top Finishes



Frames and PVC edges are Light Grey as standard

### Seating Height Chart

	Size mark 1	Size mark 2	Size mark 3	Size mark 4	Size mark 5	Size mark 6
TABLE	460mm	530mm	590mm	640mm	710mm	760mm
SEAT	260mm	310mm	350mm	380mm	430mm	460mm
	3-4 years	4-6 years	7-8 years	9-10 years	11-13 years	14 years - Adult



## FOREST Dining Benches

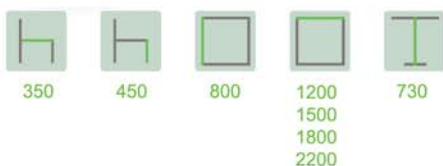
CAD



5 YR

**Maximise your seating capacity with our contemporary bench seating.**

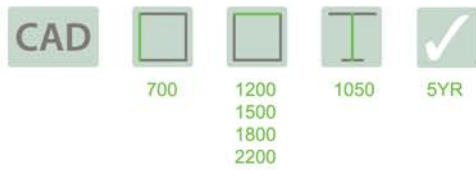
- Easy to clean and maintain
- Available in one colour, or two-tone, from a range of vibrant laminate finishes
- 40mm thick panels
- UK Manufactured



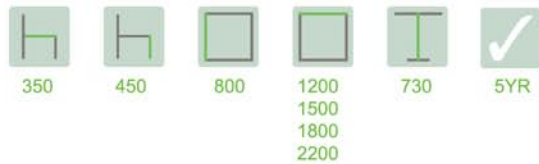
Benches store neatly under table



# FOREST Poseur Table



## FOREST Upholstered



See page 54 for a selection of upholstery finishes, or alternatively contact our sales office for more details.

## Laminate / Table top finishes



## PVC Edge finishes





Weather  
resistant  
finish

## PARC Dining Bench (outdoors)

CAD



Our fixed outdoor breakout seating allows you to enjoy the PARC, whatever the weather!



- Weather resistant table top
- 12mm thick Compact grade laminate with black core edge as standard
- Sturdy 50mm x 50mm under frame
- Delivered fully assembled and ready to use
- UK Manufactured



1 YR



1600



350



430



750



1200  
1500  
1800  
2200



730

### Table & Bench Colour



White  
B070



Marble  
Effect  
M134



Grey  
B075



Wood  
Effect  
C183



Wood  
Effect  
C149



Wood  
Effect  
B100

### Frame Colours



Black



White



Silver





Weather  
resistant  
finish

CAD



## CITY Dining Table (outdoors)



Table and bench set



1 YR

- Weather resistant table top
- 12mm thick Compact grade laminate with black core edge as standard
- Sturdy 40mm x 40mm under frame
- Delivered fully assembled
- UK Manufactured



380



430



800



1200

1500

1800

2200



730

### Table & Bench Colour



White  
B070



Marble  
Effect  
M134



Grey  
B075



Wood  
Effect  
C183



Wood  
Effect  
C149



Wood  
Effect  
B100

### Frame Colours



Black



White



Silver

## ENJOY Chair



- Sculptured glass reinforced injected polypropylene chair can be used indoors & out!
- Available from stock in six popular colourways

### Seat Colours



Anthracite



Red



White



Taupe



Blue



Orange



CLS1050



490



535



455



795



3 YR



7

Refer pages 32 & 33 for full chair feature





## FAST FOOD Dining Units - Polypropylene

- Our vibrant colourways will complement any corporate design
- No loose furniture to help maintain tidy dining areas
- Durable 50mm square tubular, fully welded frames
- UK Manufactured

CAD

### Seat Colours



### Laminate Top Colours



### Frame Colours



Square tubular frame



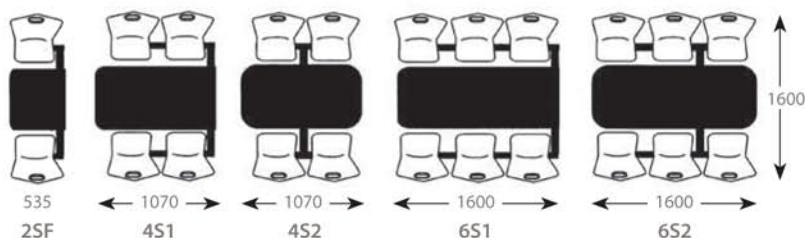
**CU20**

Available in 10-15 working days



3 YR

### Configurations & dimensions



### Table top edge



25mm thick with matching PVC edge and radiused corners



# FAST FOOD Dining Units - Polypropylene



## CU10

Round tubular frame enhances the design



5 YR

### Seat Colours



## CU80

### Seat Colours



5 YR

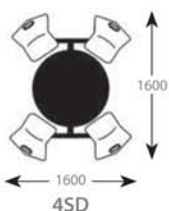
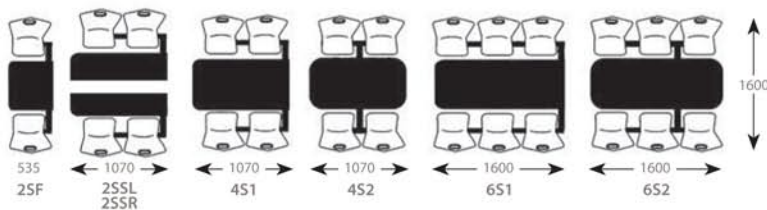
### Matching furniture available:

Breakout chairs - see page 26

Bar stool & ICT & Draughtman's chair - see page 27

Beam Seating - see page 51 & 52

### Configurations & dimensions



### Table top edge

25mm MDF with a matching or contrasting PVC edge



## FAST FOOD Dining Units - Metal

- All metal seating - hardwearing and strong
- Ideal for heavy traffic areas
- Durable 50mm tubular steel, fully welded frames
- UK Manufactured

CAD



5 YR

### Table top edge

25mm MDF with a matching or contrasting PVC edge



CU17

### Seat Panel Colour



### Frame Colour





# FAST FOOD Dining Units - Metal



## Seat Colour



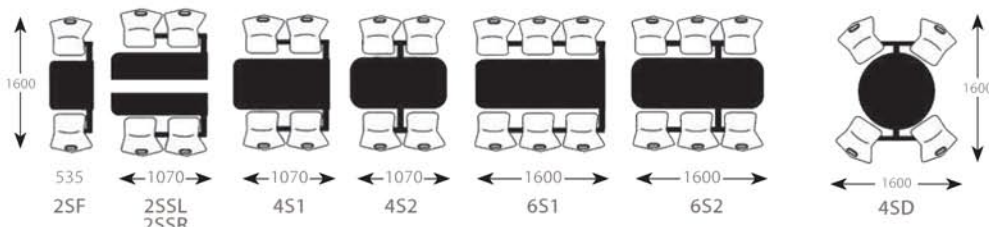
## Frame Colour



## Frame Colour



## Configurations & dimensions



See page  
**25**  
for table top  
finishes



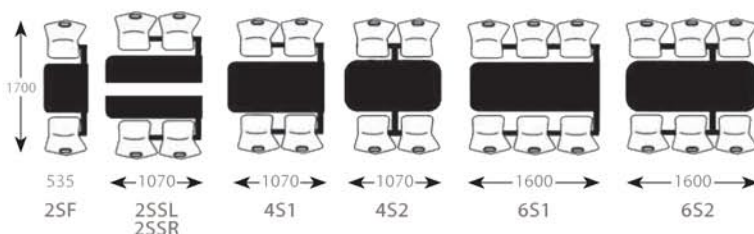
## Bench Colour



## Frame Colour



## Configurations & dimensions





## FAST FOOD Dining Units - Upholstered

- Our bench dining unit range maximises your seating capacity
- Co-ordinate your upholstery colours to complement your dining area with easy clean vinyls
- Durable 50mm fully welded tubular frames
- Due to the dimensions of the CU38 and CU39 these products will be supplied KD (unassembled)
- UK Manufactured



### CU39

Two-tone upholstery  
with panel stitching



CAD

1700

5 YR





# FAST FOOD Dining Units - Upholstered



**CU38**



1700



5 YR



See page  
25  
for table top  
upholstery &  
frame  
finishes

**CU42**



1500



5 YR

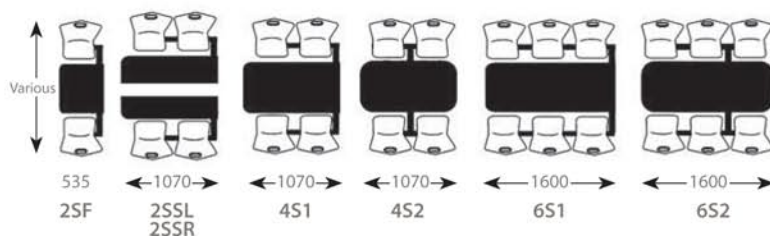


CU42 in situ

**Table top edge**

25mm MDF with a matching  
or contrasting PVC edge

## Configurations & dimensions



# FAST FOOD Dining Units - Upholstered



**CU11**



1600



5 YR

**CU16**



1600



5 YR



**CU66**

Single colour version



1600



5 YR



**CU66**

Two tone version



1600



5 YR







See page  
**25**  
for table top  
& frame  
finishes

## FAST FOOD Dining Units - Wood

CAD

- Contemporary Dining Solution
- Laminated woodne seats
- Durable 50mm dia fully welded frame
- UK Manufactured



**CU70**

Seat colour: laminate



1600



5 YR

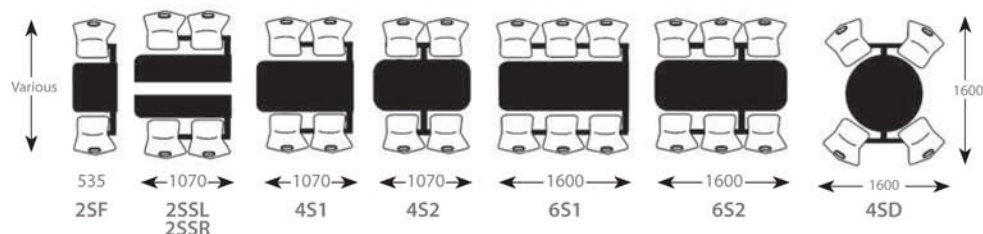
Table top edge



### CU70 Seat Colours



### Configurations & dimensions



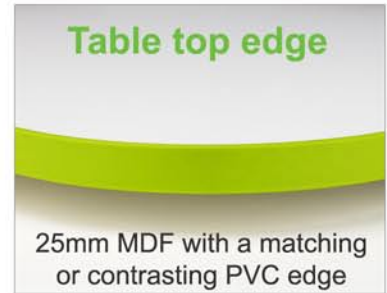
# FAST FOOD Dining Units - Wood



**CU67**  
Seat: Beech only



1600 5 YR



**CU37**  
Laminate bench seat



1500 5 YR

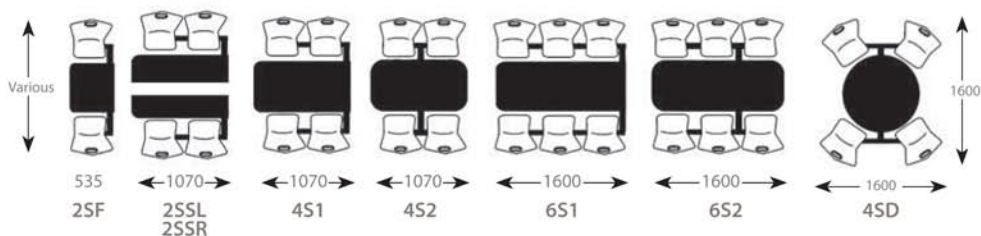


**CU47**  
Laminate seat and back



5 YR 1600

## Configurations & dimensions





# FAST FOOD Dining Units - Accessories

If required, all of our fast food dining units are available with the option of two type of floor fixing kits (fixing bolts are not included).



**FF1**

Comprises of two parts, designed to fit inside the unit's leg on opposite corners.

Can be moved when required, however, the kit prevents movement when in use.

Locate your furniture without revealing exposed bolts.



**FF2**

This is a visible pre-welded bracket that is fitted to opposite legs of the unit.

This kit will provide a more permanent solution to your floor fixing requirements.

Out 2 seater side by side are supplied with FF2 brackets as standard for stability.

## Laminate/ Table top Finishes



## PVC Edge Finishes



## Upholstery Finishes Just Colour Vinyl



## Frame Finishes (EPC)



Due to the limitations in the printing process, the above colour palettes are to be used as a guide of the colours that are available. We cannot be held responsible for incorrect colour matching where a swatch has not been requested prior to placing your order. Thank you.



Chair  
**IN STOCK**  
for quick  
delivery

(Silver frame)

## CREA Breakout Chair

CAD



**CLS1040**



490 480 460 830 5 4

The Crea chair is designed and manufactured in the UK

- A breakout chair with a stunning profile
- Tested to BS EN 1729-2: 2012 + A1 : 2015
- Perfect breakout chair for commercial & educational environments
- 19mm tubular steel, fully welded frame finished in any of our co-ordinating EPC finishes
- UK Manufactured



The CREA's **seven vibrant seat colours** are available with **co-ordinating frames**, if required:





## CREA Breakout Seating



### CLS2040

- High stool for breakout areas in commercial and educational spaces  
Seven vibrant polypropylene colours  
- UK Manufactured



## CREA ICT and Draughtman's Chairs



### CLS1042



### CLS1044



## Seat Colours



## Epoxy Powder Frame Finishes (EPC)

### Standard



### Premium





## LEXI Chairs

Available with laminated or upholstered seats, PLUS Beech or Oak frame now available.

Ah	h	h	h	✓
410	540	460	870	5 YR



### CLS1032

Laminated plyform seat  
shown with solid Beech wood frame  
Also available with Oak frame



### CLS1031

Upholstered plyform seat  
shown with solid Beech wood frame



### CLS1031

Upholstered plyform seat  
shown with solid OAK wood frame

#### Laminate Seat Finishes



#### Frame Finish





# LEXI Dining Stools

## CLS2032

Laminated plyform seat  
with solid  
shown Beech wood frame



A	H	H	H	✓
400	540	800	1050	5 YR



Variety  
of upholstery  
finishes  
available



## CLS2031

Upholstered plyform seat  
shown with solid Beech wood frame

### Laminate Seat Finishes



### Frame Finish



## CLS2031

Upholstered plyform seat  
shown with solid OAK wood frame

# LEXI Dining Tables

### Table Top Finishes



### Frame Finish



## CLT1480

Dining Table

□	□	I	⊗
600	600	745	600
750	750		750



## CCT280

Coffee Table

□	□	I	⊗
600	600	420	600
700	700		700



## CLT1481

Poseur Table

□	□	I	⊗
600	600	1125	600
750	750		750



## ANDREA Dining Chairs

See page  
**58**  
for upholstery  
finishes



**CLS1021**

Laminated chair  
with seat pad  
and chrome frame



**CLS1020**

Laminate chair  
with chrome frame



**CLS1024**

Fully Upholstered chair  
with chrome frame

### CU70 Seat Colours





## ANDREA Stools with Low back



**CLS2024**

Laminated stool  
with seat pad  
and chrome frame



**CLS2021**

Laminated stool  
with chrome frame



**CLS2026**

Fully Upholstered stool  
with chrome frame



## ANDREA Stools with High back



**CLS2023**

Laminated stool  
with seat pad  
and chrome frame



**CLS2020**

Laminated stool  
with chrome frame



**CLS2025**

Fully upholstered stool  
with chrome frame



Chair  
**IN STOCK**  
for quick  
delivery

## ENJOY Breakout Chair

- Sculptured glass reinforced injected
- **Available from stock** in six popular colourways

Perfect for breakout areas  
**INDOOR or OUTDOOR**





# ENJOY Breakout Seating



White



Orange



Blue



Red



Taupe





## MIGHTY DINING TABLES - Fully Welded

A collection of **FULLY WELDED** dining tables for commercial and Educational spaces

- Wide range of table top and frame finishes
- UK Manufactured



### CLT1310

Mighty Dining Table  
Square Pedestal

600	600	730	5 YR
750	750		
800	800		



### CLT1311

Mighty Dining Table  
Round Pedestal

730	600	5 YR
	750	
	800	



### CLT1320

Mighty Poseur Table  
Square Pedestal

600	600	1020	5 YR
700	700		



### CLT1321

Mighty Poseur Table  
Round Pedestal

1020	600	5 YR
	700	



### CCT230

Mighty Coffee Table  
Square Pedestal

600	600	425	5 YR
700	700		



### CCT231

Mighty Coffee Table  
Round Pedestal

425	600	5 YR
	700	

All frames are shown in Silver EPC (other frame finishes are available)

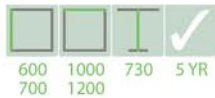


# MIGHTY DINING TABLES - Fully Welded



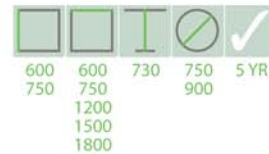
## CLT1312

Mighty Dining Table  
Rectangular Pedestal



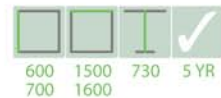
## CLT1150

Mighty Dining Table  
4 Legged



## CLT1313

Mighty Dining Table  
Twin Rectangular Pedestal



## Laminate / Table Top Finishes



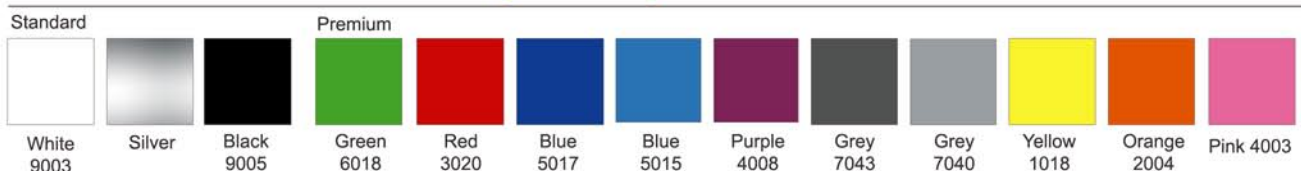
If you require Altolina Laminates to complement  
our dining benches on pages 4-12  
please contact our sales office  
for a quotation.



## PVC Edge Finishes



## Frame Finishes (EPC)



# DINING TABLES - Coffee, Dining, Poseur



**CLT1390**

<input type="checkbox"/>	<input type="checkbox"/>	<input type="checkbox"/>	<input checked="" type="checkbox"/>	<input checked="" type="checkbox"/>
600	600	725	600	3 YR
700	700		700	
			800	



**CLT1395**

<input type="checkbox"/>	<input type="checkbox"/>	<input type="checkbox"/>	<input checked="" type="checkbox"/>	<input checked="" type="checkbox"/>
600	1200	725		3 YR
700				



**CLT1400**

<input type="checkbox"/>	<input type="checkbox"/>	<input type="checkbox"/>	<input checked="" type="checkbox"/>	<input checked="" type="checkbox"/>
600	600	1125	600	3 YR
700	700		700	



**CCT210**

(Chrome)

<input type="checkbox"/>	<input type="checkbox"/>	<input type="checkbox"/>	<input checked="" type="checkbox"/>	<input checked="" type="checkbox"/>
600	600	455	600	3 YR
700	700		700	



**CLT1290**

(Chrome)

<input type="checkbox"/>	<input type="checkbox"/>	<input type="checkbox"/>	<input checked="" type="checkbox"/>	<input checked="" type="checkbox"/>
600	600	755	600	3 YR
700	700		700	
800	800		800	
900	900		900	
			1200	



**CLT1295**

(Chrome)

<input type="checkbox"/>	<input type="checkbox"/>	<input type="checkbox"/>	<input checked="" type="checkbox"/>	<input checked="" type="checkbox"/>
600	600	1125	600	3 YR
700	700		700	
800	800		800	



**CLT1270**

Black or Chrome (MAX 900mm dia)

<input type="checkbox"/>	<input type="checkbox"/>	<input checked="" type="checkbox"/>	<input checked="" type="checkbox"/>
745	600		3 YR
	700		
	800		
	900		
	1200		



**CCT281**

Black or Chrome

<input type="checkbox"/>	<input checked="" type="checkbox"/>	<input checked="" type="checkbox"/>
455	600	3 YR
	700	



**CLT1280**

Black or Chrome

<input type="checkbox"/>	<input checked="" type="checkbox"/>	<input checked="" type="checkbox"/>
1105	600	3 YR
	700	

See page  
**35**  
for table  
top colours



# DINING TABLES - Coffee, Dining, Poseur



**CCT240**

Black or Chrome (MAX 700mm sq)

<input type="checkbox"/>	<input type="checkbox"/>	<input checked="" type="checkbox"/>	<input checked="" type="checkbox"/>
600	600	505	3 YR
700	700		
800	800		



**CLT1330**

Black or Chrome (MAX 700mm sq)

<input type="checkbox"/>	<input type="checkbox"/>	<input checked="" type="checkbox"/>	<input checked="" type="checkbox"/>
600	600	780	3 YR
700	700		
800	800		



**CLT1340**

Black or Chrome (MAX 600mm sq)

<input type="checkbox"/>	<input type="checkbox"/>	<input checked="" type="checkbox"/>	<input checked="" type="checkbox"/>
600	600	1075	3 YR
700	700		
800	800		



**CCT291**

Black or Stainless Steel

<input type="checkbox"/>	<input checked="" type="checkbox"/>	<input checked="" type="checkbox"/>	<input checked="" type="checkbox"/>
455	600	700	3 YR
	700		
	800		



**CLT1490**

Black or Stainless Steel

<input type="checkbox"/>	<input checked="" type="checkbox"/>	<input checked="" type="checkbox"/>	<input checked="" type="checkbox"/>
745	600	700	3 YR
	700		
	800		
	900		
	1200		



**CLT1492**

Black or Stainless Steel (MAX 700mm dia)

<input type="checkbox"/>	<input checked="" type="checkbox"/>	<input checked="" type="checkbox"/>	<input checked="" type="checkbox"/>
745	600	700	3 YR
	700		
	800		
	900		



**CCT290**

Black, or Stainless Steel

<input type="checkbox"/>	<input type="checkbox"/>	<input checked="" type="checkbox"/>	<input checked="" type="checkbox"/>
600	600	455	3 YR
700	700		
800	800		



**CLT1350**

Black or Stainless Steel

<input type="checkbox"/>	<input type="checkbox"/>	<input checked="" type="checkbox"/>	<input checked="" type="checkbox"/>
600	600	745	3 YR
700	700		
800	800		
900	900		



**CLT1360**

Black or Stainless Steel

<input type="checkbox"/>	<input type="checkbox"/>	<input checked="" type="checkbox"/>	<input checked="" type="checkbox"/>
600	600	1105	3 YR
700	700		



## SOFT SEATING - Chairs & Sofas

### SARA

The Sara modular seating collection provides an infinite combination of generous seating blocks to create linear social spaces. Designed to mix and match.



- Perfect for waiting, meeting and breakout areas.
- Single or dual colour upholstery available
- It's 30mm square tubular 4 legged frame is finished in White, Black or Silver EPC.

UK Manufactured

**CSS908**



CAD

## COFFEE TABLES

### Table Top Colours



**CCT292**  
600X600mm



**CCT293**  
800X800mm



**CCT294**  
1200X600mm





# SOFT SEATING - Chairs, Sofas & Placers



**CSS902**



**CSS903**

Single Seat with Left or Right Hand Return



**CSS905**



**CSS904**

2 Seater with Left or Right Hand Return



**CSS907**



**CSS906**



Sara without backs



**CSS900**



**CSS901**





## SOFT SEATING - Chairs & Sofas

### JULIETTE

The Juliette modular seating collection provides an infinite combinations of deep, generous seating blocks to create linear social spaces. Features a one-piece 'shadow' support rail in BLACK tubular steel. Designed to mix and match.

Perfect for waiting, meeting and breakout areas.  
- Single or dual colour upholstery available  
UK Manufactured



**CSS898**



CAD

### COFFEE TABLES

#### Table Top Colours



Beech



White



Light Grey



**CCT292**  
600X600mm



**CCT293**  
800X800mm



**CCT294**  
1200X600mm





# SOFT SEATING - Chairs, Sofas & Placers



**CSS892**



**CSS893**

Single Seat with Left or Right Hand Return



**CSS895**



**CSS894**

2 Seater with Left or Right Hand Return



**CSS897**




**CSS896**

Juliette without backs



**CSS890**

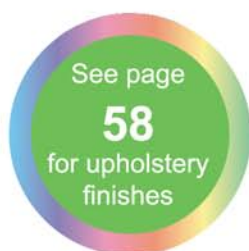


**CSS891**





## SOFT SEATING - Chairs & Sofas



### CUBE

- A classic and timeless design for meeting and breakout areas
- Fixed upholstery is perfect for student lounges and accommodation
- Table top colours: Beech, White or Grey laminate
- Durable fully welded tubular steel feet finished in Silver as standard
- UK Manufactured



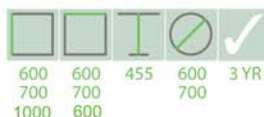
CSS812



CSS810



CCT190



#### Table Top Colours






# SOFT SEATING - Chairs, Sofas & Placers


## SIXTY FORTY

- Soft Seating with distinction
- At home in any breakout space, commercial environment, or student accommodation
- Table top colours: Oak, White, Grey laminate
- Fully welded tubular steel frame finished Black, Silver or White as standard - other colours on request
- UK Manufactured



## PLACERS

- Versatile placer seating for all leisure spaces
- Bespoke sizes available, if required
- UK Manufactured



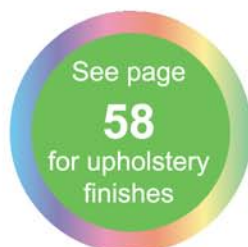


## SOFT SEATING - Mia Range

- Versatile, sturdy and compact
- Perfect as a stand alone seat or combine in a modular setting
- Available in single or two tone upholstery
- UK Manufactured



**CSS825** Two Tone



**CSS825** Single Colour







## SOFT SEATING - Izzy

- Contemporary compact modular seating
- Ideal for breakout areas, receptions, or student lounge
- UK Manufactured



**CSS830**



**CSS832**



**CSS834**



**CSS833**





## SOFT SEATING - Jade



**CSS821**



**CSS822**



**CSS823**



**CSS824**



**CCT250**

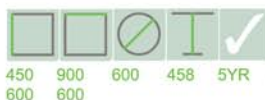


Table top is Beech

### Flexible Seating Solutions

The Jade upholstered modular seating range is crafted from standalone items, which will allow you to create flexible arrangements that blend into a variety of environments.  
- UK Manufactured







See page  
**58**  
for upholstery  
finishes

## UPHOLSTERED - Ashbourne Range



**AS25**



**AS20**



**AS40**



**AS30**



- 18mm thick table top
- Supplied with cream or Beech laminate
- Polished MDF edge
- Black frame as standard

**Affordable, yet durable reception / lounge seating**

- Ideal for waiting areas, receptions, offices or student lounges
- 25mm thick, fully welded square tubular frames
- Upholstery is panel stitched for longevity and aesthetics
- UK Manufactured




## SOFT SEATING - Ava Range

This Stylish, sturdy booth seating will enhance any dining space

- Designed to be freestanding or can be floor fixed
- Place against a wall or create seating areas in open spaces
- Many seating configurations available
- Choose from a wide variety of upholstered finishes to suit your environment
- Bespoke sizes also available
- UK Manufactured

Single Booth



**CSS840**

Available 1200mm or 1600mm wide





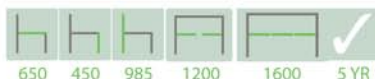
# SOFT SEATING - Ava Range



**CSS843**  
Left Hand

Single booth with  
Left or Right Hand return

Available 1200mm or 1600mm wide



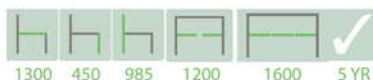
**CSS844**  
Right Hand

Double Booth



**CSS841**

Available 1200mm or 1600mm wide



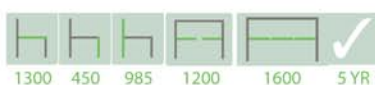
Double Booth with dual return



**CSS847**

Double booth with  
Left or Right Hand return

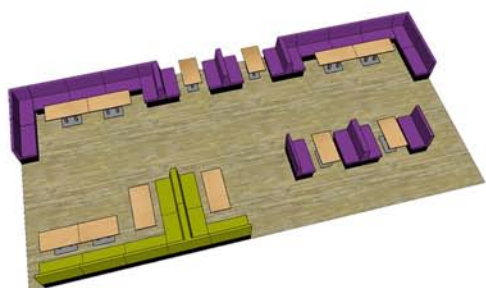
Available 1200mm or 1600mm wide



**CSS845**  
Left Hand



**CSS846**  
Right Hand



## Suggested layout / configuration

Available as freestanding dining booths or wall fixed breakout seating

**NOW AVAILABLE - 2D and 3D room layout service**

Contact our sales office for more details



## SOFT SEATING - Immy Range (low back)

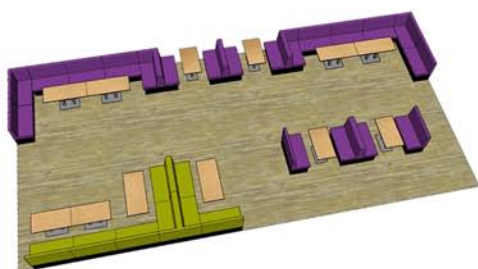


A complete booth dining solution with low or high back, upholstered in single colour or two tone in a wide range of colours. **UK Manufactured**

### CSS850



660 450 985 1200 1600 5 YR



### Suggested layout / configuration

Available as freestanding dining booths or wall fixed breakout seating



### NOW AVAILABLE - 2D and 3D room layout service

Contact our sales office for more details



## SOFT SEATING - Low Back



**CSS851**




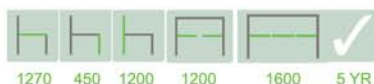
## High Back



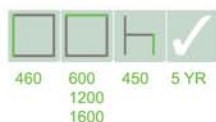
**CSS852**



**CSS853**



## Placers



**CSS855**  
1200mm



**CSS854**  
600mm



**CSS856**  
1600mm



## MEETING BOOTHS - MEG (meet eat or greet)

Meg is the idea collaborative seating

- The complete solution of soft seating for meeting eating or greeting!
- Available in low, medium and high back
- Wide range of upholstery finishes to complement any corporate brand - single or two tone
- An excellent addition to commercial and breakout spaces
- UK Manufactured



Shown above: Complete meeting space with White laminate table and USB charging facility, if required



Available as a 2, 4 or 6 Seater Booth.

### Two Seater

CSS874T



### Four Seater

CSS875T



### Six Seater

CSS876T





# MEETING SOFAS - MEG

## Single Seater



CSS871L



CSS871M



CSS871H



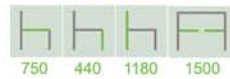
## Two Seater



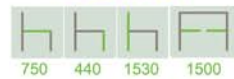
CSS872L



CSS872M



CSS872H



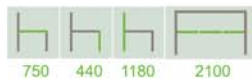
## Three Seater



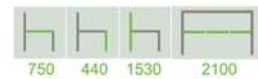
CSS873L



CSS873M



CSS873H



## Optional USB and Powder Module Accessories

Code: PM1

Code: PM2



## POLYPROPYLENE - Public Range



**PUB3**



**PUB2**



**PUB1**



### Versatile seating for all spaces

- A great performing, high stacking chair
- When stacked on our trolley, the PUB1 Stacks up to 25 high, the PUB2 & PUB3 stack up to 20 high!
- Ideal for education, corporate or community spaces
- Integral linking device is included, if required
- Silver tubular frame



**PUB-AC1**



**PUB1-WRT**



**PUB-TRL**



# UPHOLSTERED - Surrey Range

See page  
**58**  
for upholstery  
finishes

## Timeless design

- Ideal for receptions, staff rooms, offices and meeting rooms
- Waterfall seat for added comfort
- Natural Beech frame finish



**SY32**



**SY33**



**SY34**



**SY35**



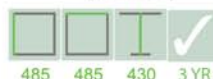
**CCT311**

(Beech)



**CCT310**

(Beech)



Coffee Tables are Beech faced laminated wood, PU lacquered.

multi purpose chairs

# BEAM SEATING



## BM10

Polypropylene Seat colours



- Beam seating for every budget
- Perfect for waiting areas, receptions, shopping centres and collection points
- Fully welded tubular steel frames
- Floor fixing is available as an optional extra
- UK Manufactured



## BM80

Polypropylene Seat colours




## BM11

Upholstered Seating

## BM17

Perforated metal seat colours



## SEATING CONFIGURATIONS AND DIMENSIONS

## FRAME COLOURS



3 YR

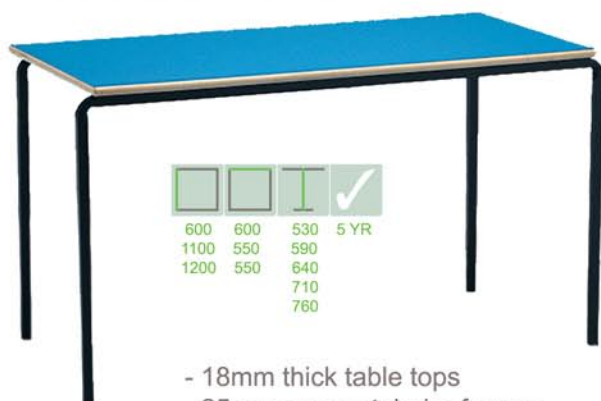
2 Seater REF SS	3 Seater REF SSS	4 Seater REF SSSS
L 955 x D 530mm	L 1430 x D 530mm	L 1905 x D 530mm





# CLASSROOM TABLES - Fully welded

## SLIDE ON / CRUSH BEND



<input type="checkbox"/>	<input type="checkbox"/>	<input type="checkbox"/>	<input checked="" type="checkbox"/>
600	600	530	5 YR
1100	550	590	
1200	550	640	
		710	
		760	

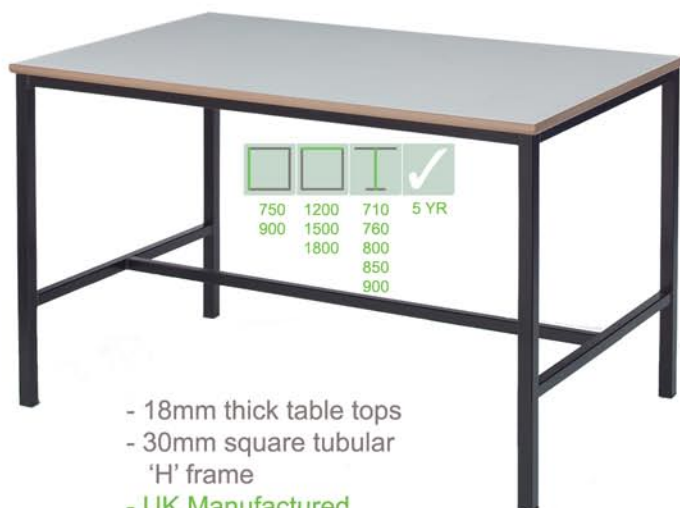
- 18mm thick table tops
- 25mm square tubular frames
- UK Manufactured

## SPIRAL



<input type="checkbox"/>	<input type="checkbox"/>	<input type="checkbox"/>	<input checked="" type="checkbox"/>
600	600	530	5 YR
1100	550	590	
1200	550	640	
		710	
		760	

## ART / CRAFT 'H' Frame



<input type="checkbox"/>	<input type="checkbox"/>	<input type="checkbox"/>	<input checked="" type="checkbox"/>
750	1200	710	5 YR
900	1500	760	
	1800	800	
		850	
		900	

- 18mm thick table tops
- 30mm square tubular 'H' frame
- UK Manufactured

## PREMIER Round Tube



<input type="checkbox"/>	<input type="checkbox"/>	<input type="checkbox"/>	<input checked="" type="checkbox"/>
600	600	530	5 YR
750	750	590	
	1200	640	
	1500	710	
	1800	760	

- 18mm thick table tops
- 40mm round tubular frame
- UK Manufactured

## TABLE EDGE

18mm PVC Edge



## Table top laminate colours

OAK	BEECH	CREAM	GREY	YELLOW
WHITE	BLACK	GREEN	BLUE	RED

## Frame colours

BLACK	LIGHT GREY
-------	------------

FABRICS	VINYLS / FAUX LEATHERS
<b>Band A</b>	
<b>Camira</b> Advantage, Era, Phoenix, Rivet  <b>In Loom</b> Bondai	<b>CTP</b> Mardi Gras  <b>Chieftain</b> Trimcell Classic & Legend
<b>Band B</b>	
<b>Agua</b> Libra  <b>Camira</b> Mainline Plus, Replay, Quest, X2, Xtreme	<b>Agua</b> Paint Pot  <b>Camira</b> Vita  <b>Chieftain</b> Just Colour, Just Patterns  <b>CTP</b> Valencia, Silvertex
<b>Band C</b>	
<b>Sunbury</b> Coniston, Lingdale, Apex Aquaclean  <b>Chieftain</b> Carousel (Aquaclean)	<b>CTP</b> Avantgarde, Dolce C5  <b>Agua</b> Aries, Luna
<b>Band D</b>	
<b>Agua</b> Cashmir, Nova, Sark  <b>Camira</b> Halcyon Cedar, Penta, Synergy  <b>Sunbury</b> Darwin Aquaclean, Mardale, Nappa Aquaclean	<b>Chieftain</b> Lionella, Multi-Stretch  <b>Sunbury</b> Sunhide, Chaps
<b>Band E</b>	
<b>Camira</b> 24/7+, 24/7, Aquarius, Blazer, Halcyon Aspen, Halcyon Blossom, Twist	<b>Agua</b> Alberta Hyde, Oregon
<b>Band F</b>	
<b>Sunbury</b> Zenn, Lux FR Velvet	<b>Aqua</b> Mystique

**Please note: Upholstery finishes that are striped or patterned may attract additional charges.**



# TERMS & CONDITIONS

## VAT

All prices are subject to VAT at the prevailing rate.

## ORDERS

All orders must be confirmed in writing and clearly state the product, finish and quantities required. Delivery dates may be delayed if we are waiting for information to be confirmed on your order.

## ACKNOWLEDGEMENTS

We will issue an order acknowledgement for all purchase orders received. Although we endeavour to interpret your instructions correctly, it is your responsibility to check the contents of the acknowledgement thoroughly as Create Seating Ltd will not be responsible for any errors that may occur.

## DELIVERY

We offer a tailgate delivery service\* during normal office hours and within our standard delivery lead times to mainland UK, unless otherwise agreed by Create Seating Ltd in writing. Special requirements must be discussed at the time of ordering. Outlying areas with the following postcode prefixes MAY incur additional delivery charges - please contact our sales office to check if your post code is affected (thank you):

AB,DD,DG,EH,EX,FK,G,IP,IV,KA,KW,KY,LL,ML,NR,PA,PH,PL,SA,SY,TA,TD,TR,TQ

\*Tailgate deliveries: It is the customer's responsibility to offload their furniture from the vehicle on arrival. We can arrange for an installation at an additional cost - please contact our sales office for details.

Important: Our furniture is delivered fully assembled with a few exceptions for larger items. Please ensure you have adequate access into your building to accommodate your new furniture, as returns will not be accepted because it may be 'too large'

## ADDITIONAL TERMS ADDED 21/08/24:

Purchase orders to London MUST confirm whether the delivery address is on a 'Red Route'. Our couriers MUST be able to park close to the address for the customer to unload the vehicle on arrival. The Courier is not responsible for unloading, unless agreed in writing by Create Seating Ltd. If adequate parking at the delivery address is not available at the time of arrival due to Red Routes, or other parking restrictions that apply, this will incur a redelivery / aborted charge. Please be aware, any fines incurred will be passed to the purchaser automatically. Thank you for your attention.

## BOOKING IN DELIVERIES

If our driver arrives at an address and no one is available to offload the vehicle, or the premises are not open, your delivery will be aborted and the costs passed to the purchaser. To avoid this, if you would like us to book in your delivery date this must be requested prior to dispatch.

## DELIVERY DATE

Whilst we endeavour to meet our customers' delivery dates we cannot be held responsible for delays caused by factors outside our control, or for loss of trade or subsequent loss because of a delivery delay.

## COLOURS

We cannot be held responsible for rejected items where customers have not requested colours swatches prior to ordering, or where customers have not made clear their colour requirements.

## SHORTAGES & DAMAGES

Notifications of shortages and any visible damage must be advised on your delivery note at the time of delivery. You should also contact us immediately. Delivery note signed 'unchecked' will not be accepted.

Other discrepancies must be made in writing 2 working days of delivery to the designated address on your order. Notifications for damages or shortages will not be accepted where goods are reshipped from their original delivery address.

## COLLECTION FROM OUR PREMISES

When collecting your order from our premises, it is the customer's responsibility to ensure that an appropriate vehicle is used and the responsibility for loading the goods correctly is with the carrier, not Create Seating Ltd's staff.

## PAYMENT TERMS

We welcome new accounts, however:

- 1) First orders are processed on a pro forma basis only.
- 2) Applications for credit accounts will be opened at our discretion. Existing account holders' terms are strictly 30 days from date of invoice.
- 3) For bespoke products we reserve the right to request pro forma payment of the total order value prior to manufacture, regardless of order / credit status.

## SPECIFICATIONS

We reserve the flexibility to alter our designs and specifications without prior notice. If orders are to match products previously supplied by Create Seating Ltd this must be advised at the time of ordering. All dimensions are approximate and in millimetres.

## OWNERSHIP OF GOODS

The ownership of goods shall remain with Create Seating Ltd until such time that the payment has been received and cleared in full.

## STOCK PRODUCTS

We endeavour to hold stock products, however, these are subject to availability. You are welcome to check current stock levels with our sales office to ensure we are able to meet your requirements before placing an order.

## CANCELLATIONS

Order cancellations and returns will not be accepted without OUR written consent. Goods that may be accepted for return or cancellation will automatically attract a minimum 25% re-stocking charge, plus the appropriate carriage charges, where applicable.

## IMAGES

Create Seating Ltd retains all rights on every image depicted in their literature, website and product libraries. Our customers are free to use these images for the sole purpose of advertising Create Seating Ltd's product range only. Unauthorised use or manipulation of image could result in prosecution.

## WARRANTY

Every product we offer carries a warranty of between 1-5 years. The warranty excludes fair wear and tear, and neglect or misuse of our furniture. In the rare event you should be unsatisfied with the performance of the furniture purchased from us please report your concerns to our sales office in writing. Failure to report any issue when it first becomes apparent, or attempting to remedy the furniture without written authorisation from Create Seating Ltd will render any warranty null and void.

Please note: we reserve the right to inspect the product, or request the return of the item(s) for examination prior to making any decision regarding a possible exchange, or repair.

**IT IS YOUR RESPONSIBILITY TO ENSURE YOUR CUSTOMER IS AWARE OF ANY TERMS AND CONDITIONS THAT MAY APPLY TO THEM.**

## E & OA



t: 01384 210569  
e: [sales@createseating.co.uk](mailto:sales@createseating.co.uk)  
w: [www.createseating.co.uk](http://www.createseating.co.uk)

**For our SITU collection**  
[www.fastfoodfurniture.co.uk](http://www.fastfoodfurniture.co.uk)